



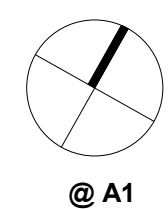
FOR DA

Project Name
QCCP

Drawing Number
DA-80-02
Date 10.12.19
Revision 4

Drawing Title
PERSPECTIVE VIEW - CIVIC PLAZA

Rev	Description	By	Date
1	DRAFT DA ISSUE	ZT	02.08.19
2	DA ISSUE	GOC	08.10.19
3	DA ISSUE	ZT	28.11.19
4	DA ISSUE	ZT	10.12.19



@ A1

© Cox Architecture PTY LTD
1/19 Eastlake Parade
Kingston ACT 2604 Australia
T + 612 6239 6255
www.coxarchitecture.com.au

COX



FOR DA

Project Name

QCCP

Drawing Number

DA-80-01

Drawing Title

**PERSPECTIVE VIEW - CRAWFORD
STREET**

Rev Description

1 DRAFT DA ISSUE
2 DA ISSUE
3 DA ISSUE
4 DA ISSUE
5 DA ISSUE

By

ZT
VJ
GOC
ZT
ZT

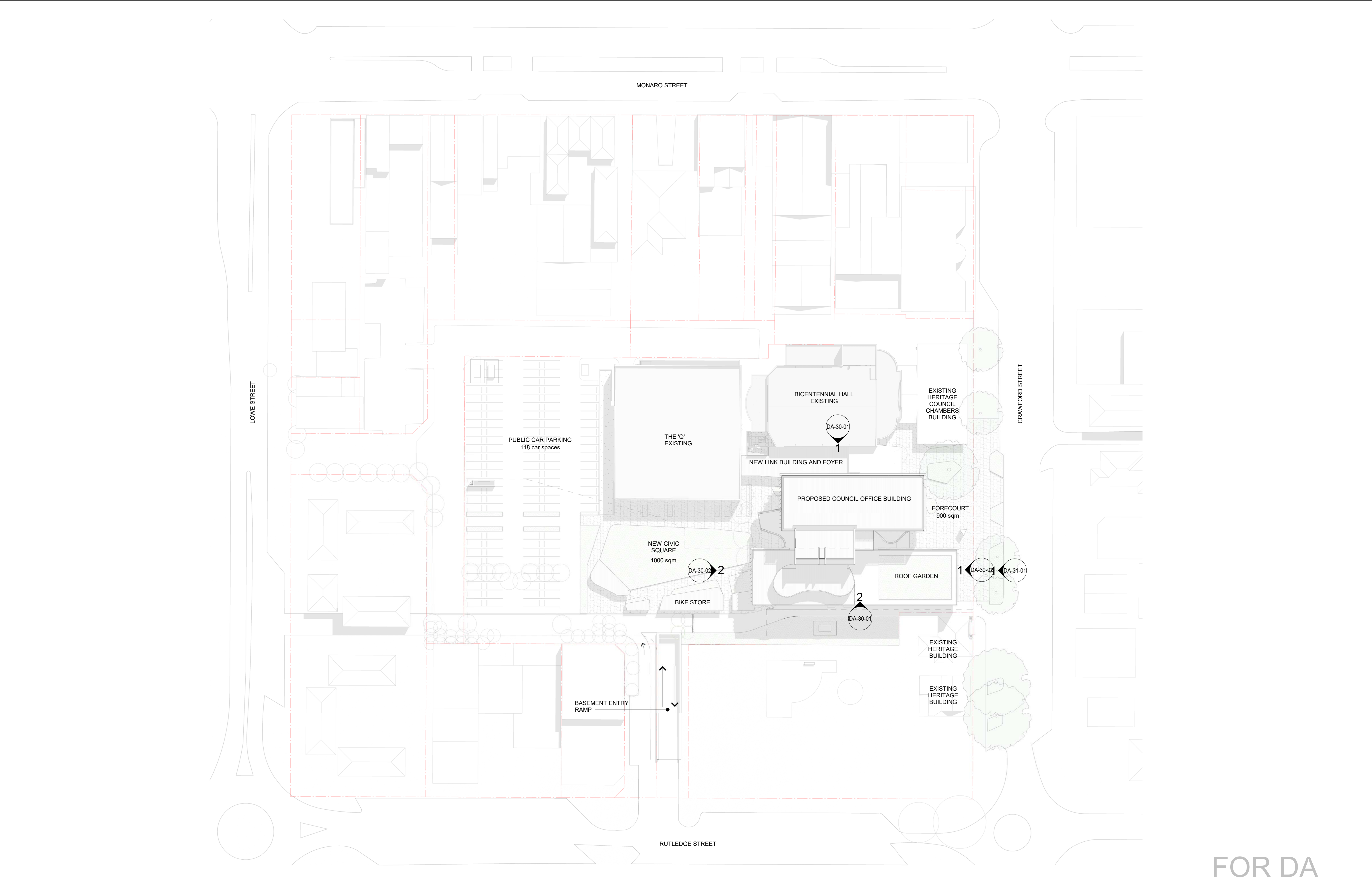
Date

02.08.19
16.08.019
08.10.19
28.11.19
10.12.19

@ A1

© Cox Architecture PTY LTD
1/19 Eastlake Parade
Kingston ACT 2604 Australia
T + 612 6239 6255
www.coxarchitecture.com.au

COX



FOR DA

Project Name
QCCP

Drawing Number
DA-11-01

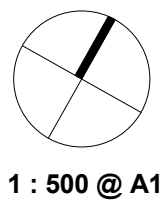
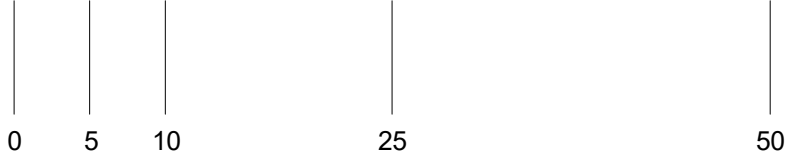
Drawing Title
SITE PLAN

Date
10.12.19

Revision
8

Rev	Description
2	DA ISSUE
3	DA ISSUE
4	SITE UPDATES
5	CONSULTATION ISSUE
6	DA ISSUE
7	DA ISSUE
8	DA ISSUE

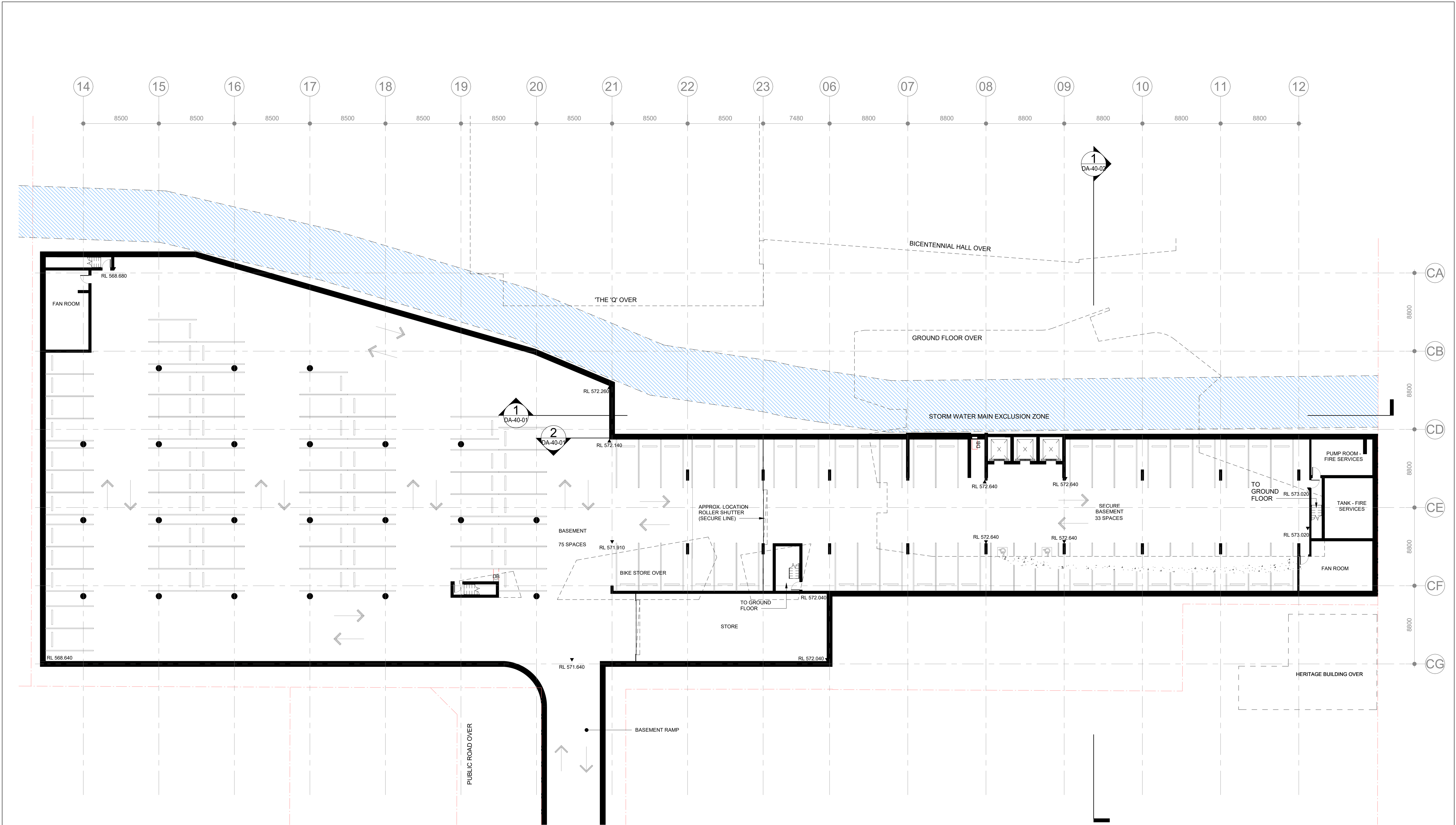
By	Date
VJ	16.08.019
GOC	08.10.19
ZT	21.10.19
ZT	28.10.19
ZT	11.11.19
ZT	28.11.19
ZT	10.12.19



1 : 500 @ A1

© Cox Architecture PTY LTD
1/19 Eastlake Parade
Kingston ACT 2604 Australia
T + 612 6239 6255
www.coxarchitecture.com.au

COX



+ FFL X.XXX PROPOSED FINISHED FLOOR LEVEL (METRES) ABOVE DATUM.
+ FSL X.XXX PROPOSED FINISHED SLAB LEVEL (METRES) ABOVE DATUM.
+ RL X.XXX PROPOSED REDUCED SPOT LEVEL (METRES) ABOVE DATUM.

ROOM NAME
AREA
1500
1500
ROOM TAG WITH NAME & NUMBER
GENERAL DIMENSIONS (DIAGONAL)
DIMENSIONS TO GRID (DOT)

TREES/PLANTING
SITE LOT BOUNDARY
SITE CONSTRUCTION BOUNDARY

NOTES:
1. TO BE READ IN CONJUNCTION WITH LANDSCAPE DRAWINGS.
2. REFER TO ACOUSTIC, AND HYDRAULIC REPORTS.
3. RLS SHOWN ARE INDICATIVE. SUBJECT TO DETAIL DESIGN & FINAL FOOTPATH / CIVIL LEVELS.
4. ALL LIFTS TO BE AS 1735.12 COMPLIANT.
5. STAIRWAYS AND RAMPS TO COMPLY WITH AS1428.1 (2009)
6. ROOF ANCHOR SYSTEM IN ACCORDANCE WITH AUSTRALIAN STANDARDS. TO BE INSTALLED FOR FACADE AND ROOF MAINTENANCE.

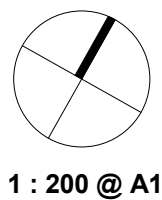
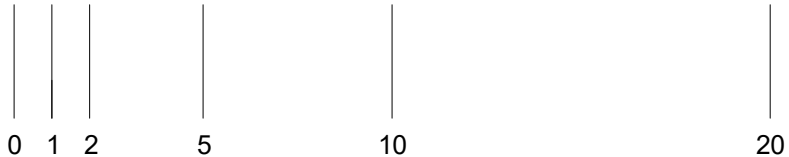
FOR DA

Project Name
QCCP

Drawing Number
DA-21-01
Date
10.12.19
Revision
8

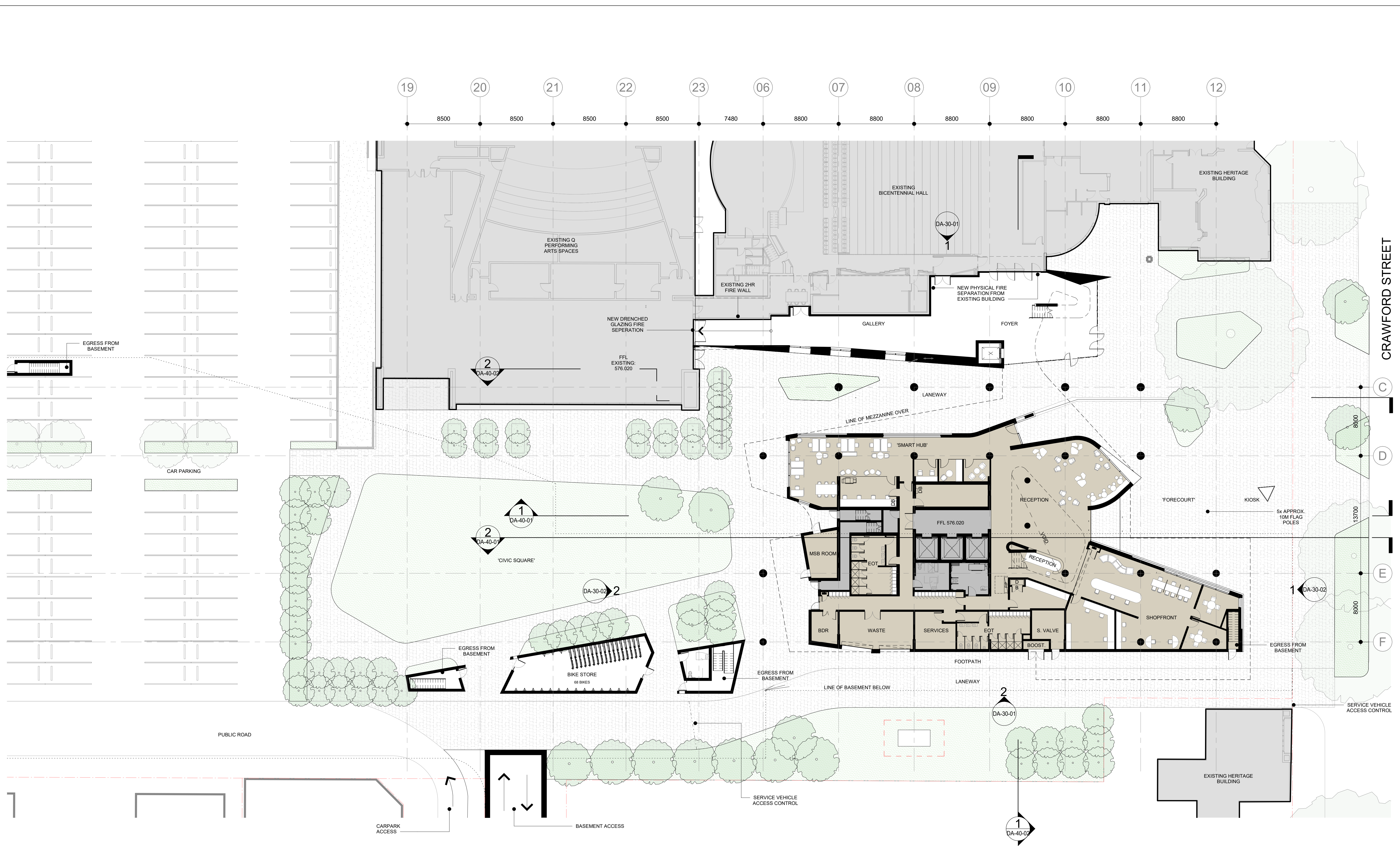
Drawing Title
BASEMENT PLAN

Rev	Description	By	Date
2	DRAFT DA ISSUE	ZT	02.08.19
3	DA UPDATE	VJ	06.08.19
4	DA ISSUE	VJ	16.08.019
5	DA ISSUE	GOC	08.10.19
6	DA ISSUE	ZT	11.11.19
7	DA ISSUE	ZT	28.11.19
8	DA ISSUE	ZT	10.12.19



© Cox Architecture PTY LTD
1/19 Eastlake Parade
Kingston ACT 2604 Australia
T + 612 6239 6255
www.coxarchitecture.com.au

COX



+ FFL X.XXX

PROPOSED FINISHED FLOOR LEVEL (METRES) ABOVE DATUM.

+ FSL X.XXX

PROPOSED FINISHED SLAB LEVEL (METRES) ABOVE DATUM.

+ RL X.XXX

PROPOSED REDUCED SPOT LEVEL (METRES) ABOVE DATUM.

ROOM NAME
AREA

1500

1500

ROOM TAG WITH NAME
& NUMBER

GENERAL DIMENSIONS (DIAGONAL)

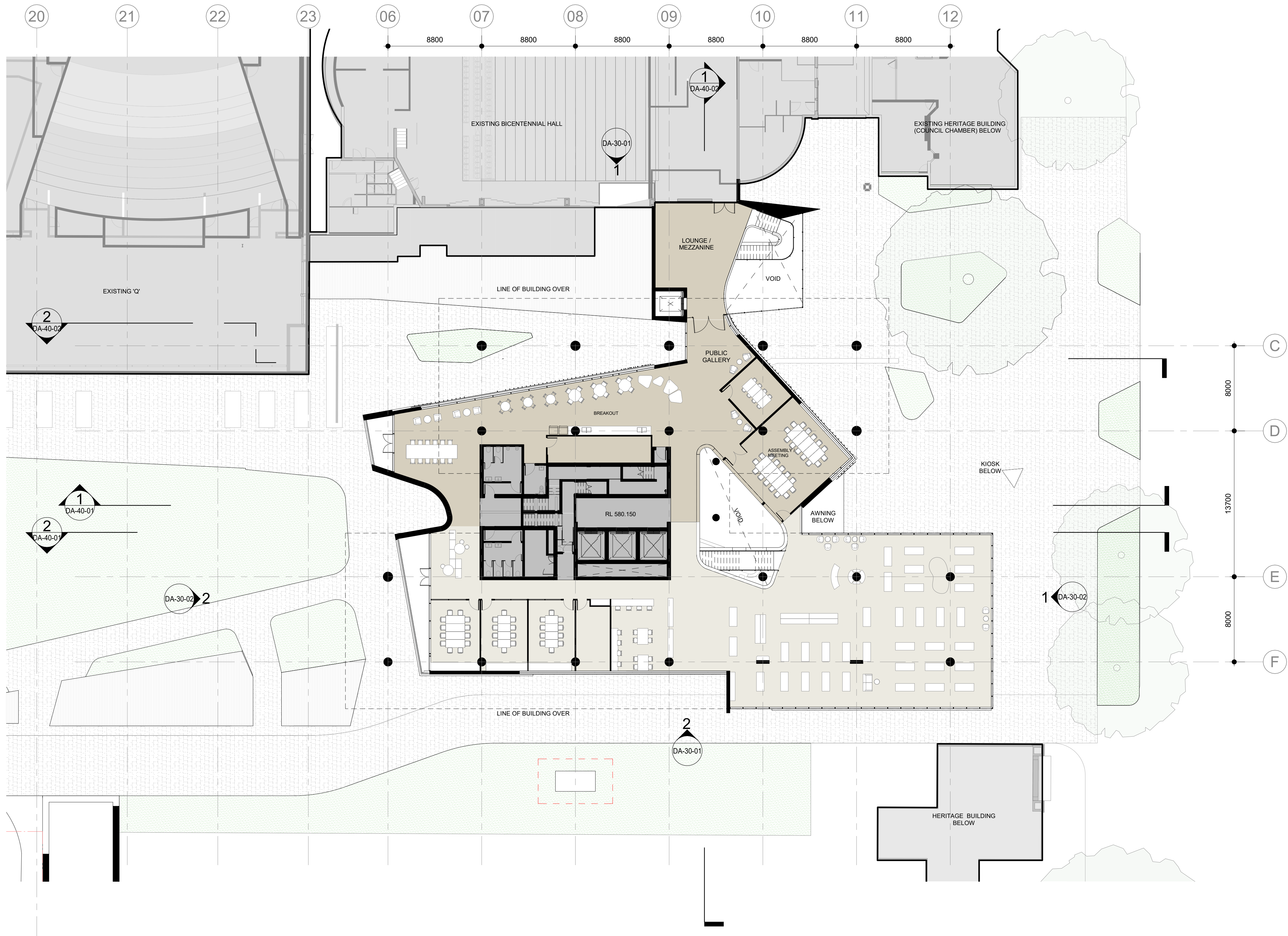
DIMENSIONS TO GRID (DOT)

TREES/PLANTING

SITE LOT BOUNDARY

SITE CONSTRUCTION BOUNDARY

- NOTES:
1. TO BE READ IN CONJUNCTION WITH LANDSCAPE DRAWINGS.
 2. REFER TO ACOUSTIC, AND HYDRAULIC REPORTS.
 3. RLS SHOWN ARE INDICATIVE. SUBJECT TO DETAIL DESIGN & FINAL FOOTPATH / CIVIL LEVELS.
 4. ALL LIFTS TO BE AS 1735.12 COMPLIANT.
 5. STAIRWAYS AND RAMPS TO COMPLY WITH AS1428.1 (2009)
 6. ROOF ANCHOR SYSTEM IN ACCORDANCE WITH AUSTRALIAN STANDARDS. TO BE INSTALLED FOR FACADE AND ROOF MAINTENANCE.



- + FFL X.XXX PROPOSED FINISHED FLOOR LEVEL (METRES) ABOVE DATUM.
- + FSL X.XXX PROPOSED FINISHED SLAB LEVEL (METRES) ABOVE DATUM.
- + RL X.XXX PROPOSED REDUCED SPOT LEVEL (METRES) ABOVE DATUM.

ROOM NAME AREA	ROOM TAG WITH NAME & NUMBER	TREES/PLANTING
1500	GENERAL DIMENSIONS (DIAGONAL)	--- SITE LOT BOUNDARY
1500	DIMENSIONS TO GRID (DOT)	--- SITE CONSTRUCTION BOUNDARY

- NOTES:
1. TO BE READ IN CONJUNCTION WITH LANDSCAPE DRAWINGS.
 2. REFER TO ACOUSTIC, AND HYDRAULIC REPORTS.
 3. RLS SHOWN ARE INDICATIVE. SUBJECT TO DETAIL DESIGN & FINAL FOOTPATH / CIVIL LEVELS.
 4. ALL LIFTS TO BE AS 1735.12 COMPLIANT.
 5. STAIRWAYS AND RAMPS TO COMPLY WITH AS1428.1 (2009)
 6. ROOF ANCHOR SYSTEM IN ACCORDANCE WITH AUSTRALIAN STANDARDS. TO BE INSTALLED FOR FACADE AND ROOF MAINTENANCE.

Project Name

QCCP

Drawing Number

DA-21-03

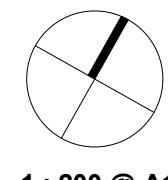
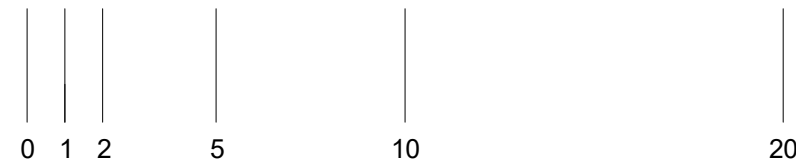
Drawing Title

MEZZANINE

Date Revision

10.12.19 8

Rev	Description	By	Date
2	DRAFT DA ISSUE	ZT	02.08.19
3	DA ISSUE	VJ	16.08.019
4	DA ISSUE	GOC	08.10.19
5	CONSULTATION ISSUE	ZT	28.10.19
6	DA ISSUE	ZT	11.11.19
7	DA ISSUE	ZT	28.11.19
8	DA ISSUE	ZT	10.12.19

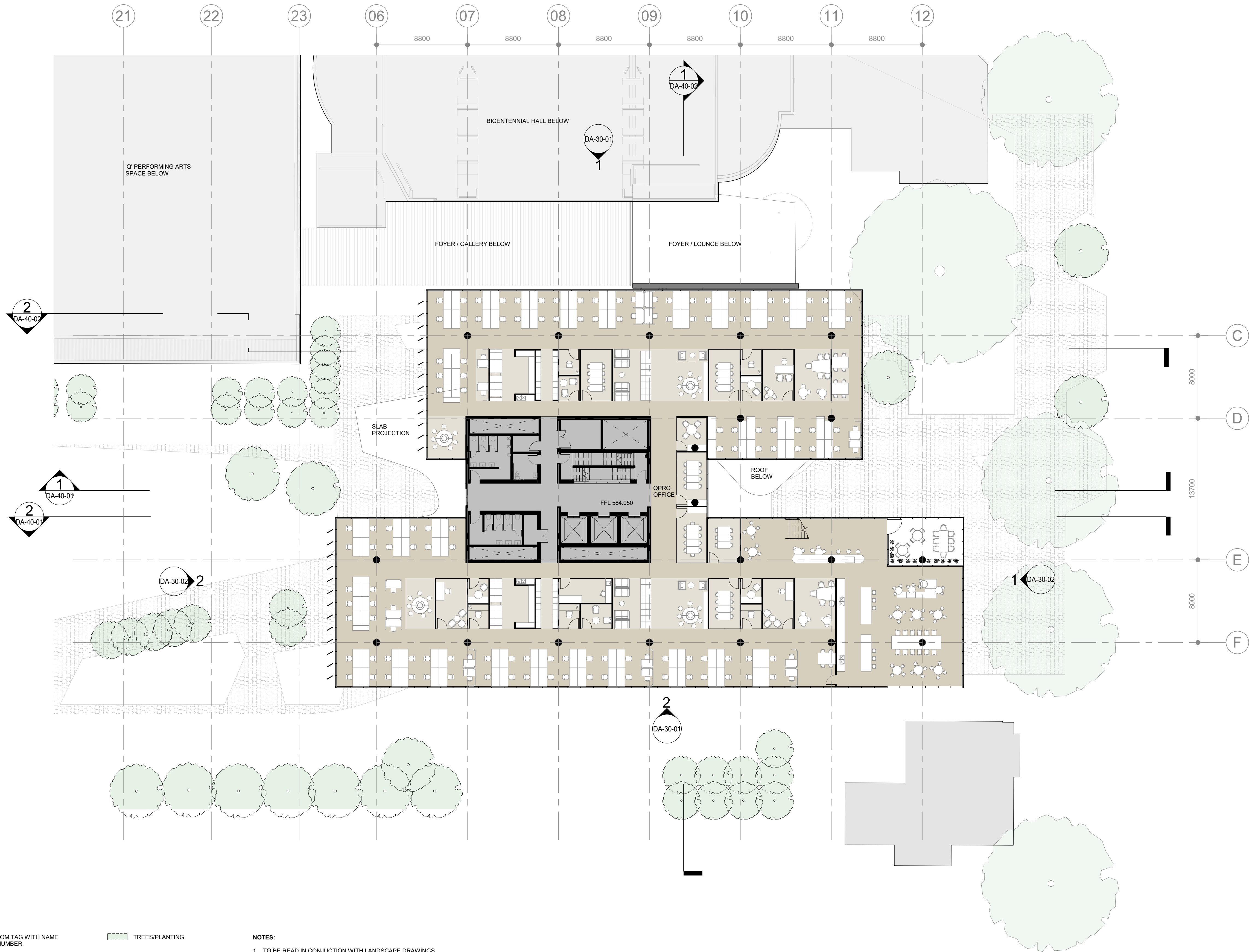


1 : 200 @ A1

© Cox Architecture PTY LTD
1/19 Eastlake Parade
Kingston ACT 2604 Australia
T + 612 6239 6255
www.coxarchitecture.com.au

COX

FOR DA



- + FFL X.XXX PROPOSED FINISHED FLOOR LEVEL (METRES) ABOVE DATUM.
- + FSL X.XXX PROPOSED FINISHED SLAB LEVEL (METRES) ABOVE DATUM.
- + RL X.XXX PROPOSED REDUCED SPOT LEVEL (METRES) ABOVE DATUM.

ROOM NAME AREA	ROOM TAG WITH NAME & NUMBER	TREES/PLANTING
1500	GENERAL DIMENSIONS (DIAGONAL)	--- SITE LOT BOUNDARY
1500	DIMENSIONS TO GRID (DOT)	--- SITE CONSTRUCTION BOUNDARY

- NOTES:
1. TO BE READ IN CONJUNCTION WITH LANDSCAPE DRAWINGS.
 2. REFER TO ACOUSTIC, AND HYDRAULIC REPORTS.
 3. RLS SHOWN ARE INDICATIVE. SUBJECT TO DETAIL DESIGN & FINAL FOOTPATH / CIVIL LEVELS.
 4. ALL LIFTS TO BE AS 1735.12 COMPLIANT.
 5. STAIRWAYS AND RAMPS TO COMPLY WITH AS1428.1 (2009)
 6. ROOF ANCHOR SYSTEM IN ACCORDANCE WITH AUSTRALIAN STANDARDS. TO BE INSTALLED FOR FACADE AND ROOF MAINTENANCE.

Project Name
QCCP

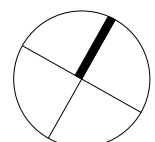
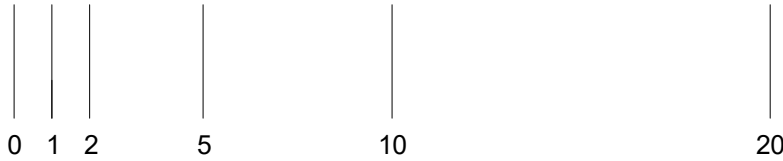
Drawing Number
DA-21-04

Drawing Title
LEVEL 1 PLAN

Date
10.12.19

Revision
7

Rev	Description	By	Date
1	DA BASE ISSUE	VJ	31.07.19
2	DRAFT DA ISSUE	ZT	02.08.19
3	DA ISSUE	VJ	16.08.19
4	DA ISSUE	GOC	08.10.19
5	CONSULTATION ISSUE	ZT	28.10.19
6	DA ISSUE	ZT	28.11.19
7	DA ISSUE	ZT	10.12.19

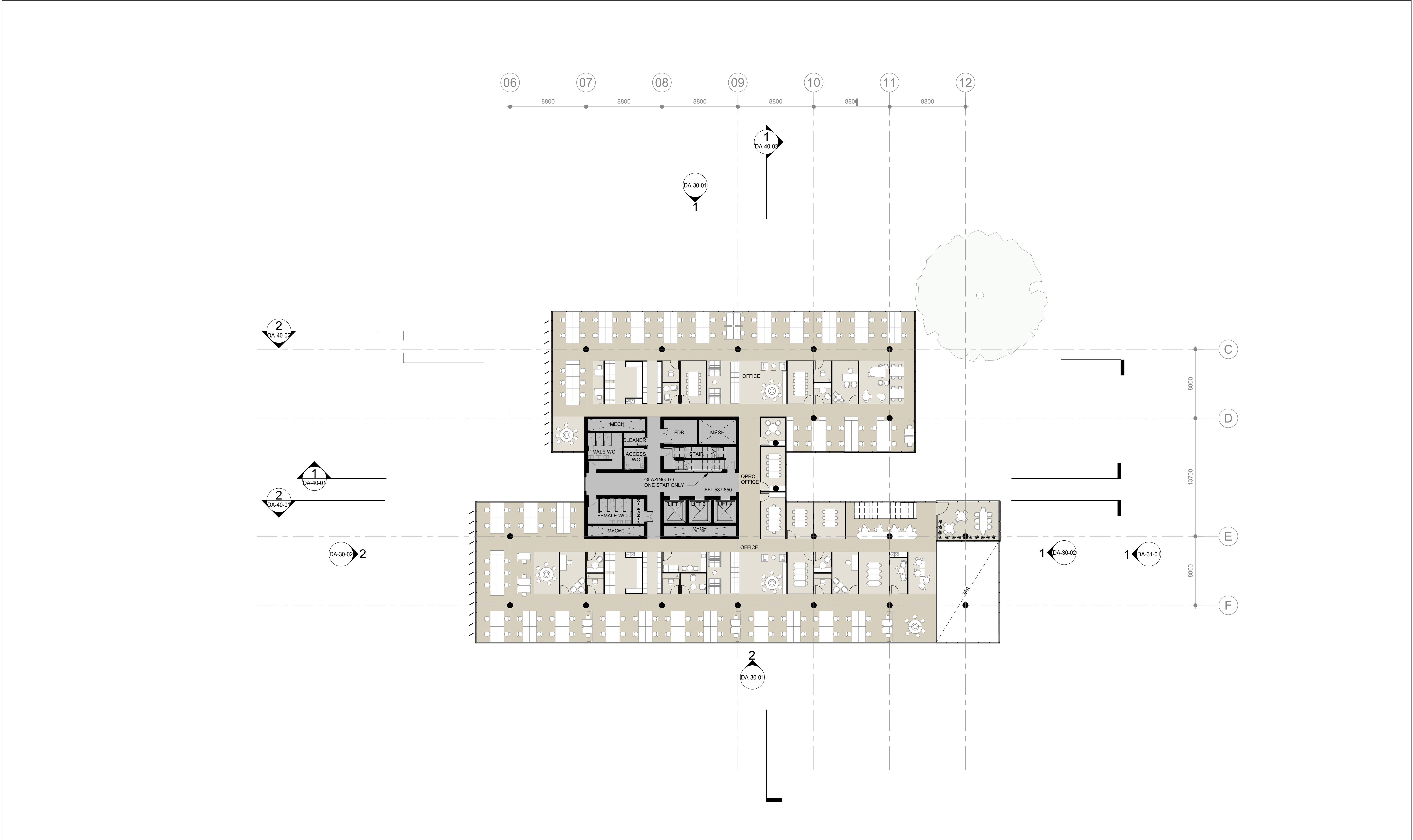


1 : 200 @ A1

FOR DA

© Cox Architecture PTY LTD
1/19 Eastlake Parade
Kingston ACT 2604 Australia
T + 612 6239 6255
www.coxarchitecture.com.au

COX



+ FFL X.XXX PROPOSED FINISHED FLOOR LEVEL (METRES) ABOVE DATUM.
+ FSL X.XXX PROPOSED FINISHED SLAB LEVEL (METRES) ABOVE DATUM.
+ RL X.XXX PROPOSED REDUCED SPOT LEVEL (METRES) ABOVE DATUM.

ROOM NAME
AREA
1500
1500
ROOM TAG WITH NAME & NUMBER
GENERAL DIMENSIONS (DIAGONAL)
DIMENSIONS TO GRID (DOT)

TREES/PLANTING
SITE LOT BOUNDARY
SITE CONSTRUCTION BOUNDARY

NOTES:
1. TO BE READ IN CONJUNCTION WITH LANDSCAPE DRAWINGS.
2. REFER TO ACOUSTIC, AND HYDRAULIC REPORTS.
3. RLS SHOWN ARE INDICATIVE. SUBJECT TO DETAIL DESIGN & FINAL FOOTPATH / CIVIL LEVELS.
4. ALL LIFTS TO BE AS 1735.12 COMPLIANT.
5. STAIRWAYS AND RAMPS TO COMPLY WITH AS1428.1 (2009)
6. ROOF ANCHOR SYSTEM IN ACCORDANCE WITH AUSTRALIAN STANDARDS. TO BE INSTALLED FOR FACADE AND ROOF MAINTENANCE.

FOR DA

Project Name
QCCP

Drawing Number
DA-21-05

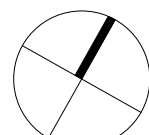
Drawing Title
LEVEL 2 PLAN

Date
10.12.19

Revision
7

Rev	Description	By	Date
1	DA BASE ISSUE	VJ	31.07.19
2	DRAFT DA ISSUE	ZT	02.08.19
3	DA ISSUE	VJ	16.08.019
4	DA ISSUE	GOC	08.10.19
5	CONSULTATION ISSUE	ZT	28.10.19
6	DA ISSUE	ZT	28.11.19
7	DA ISSUE	ZT	10.12.19

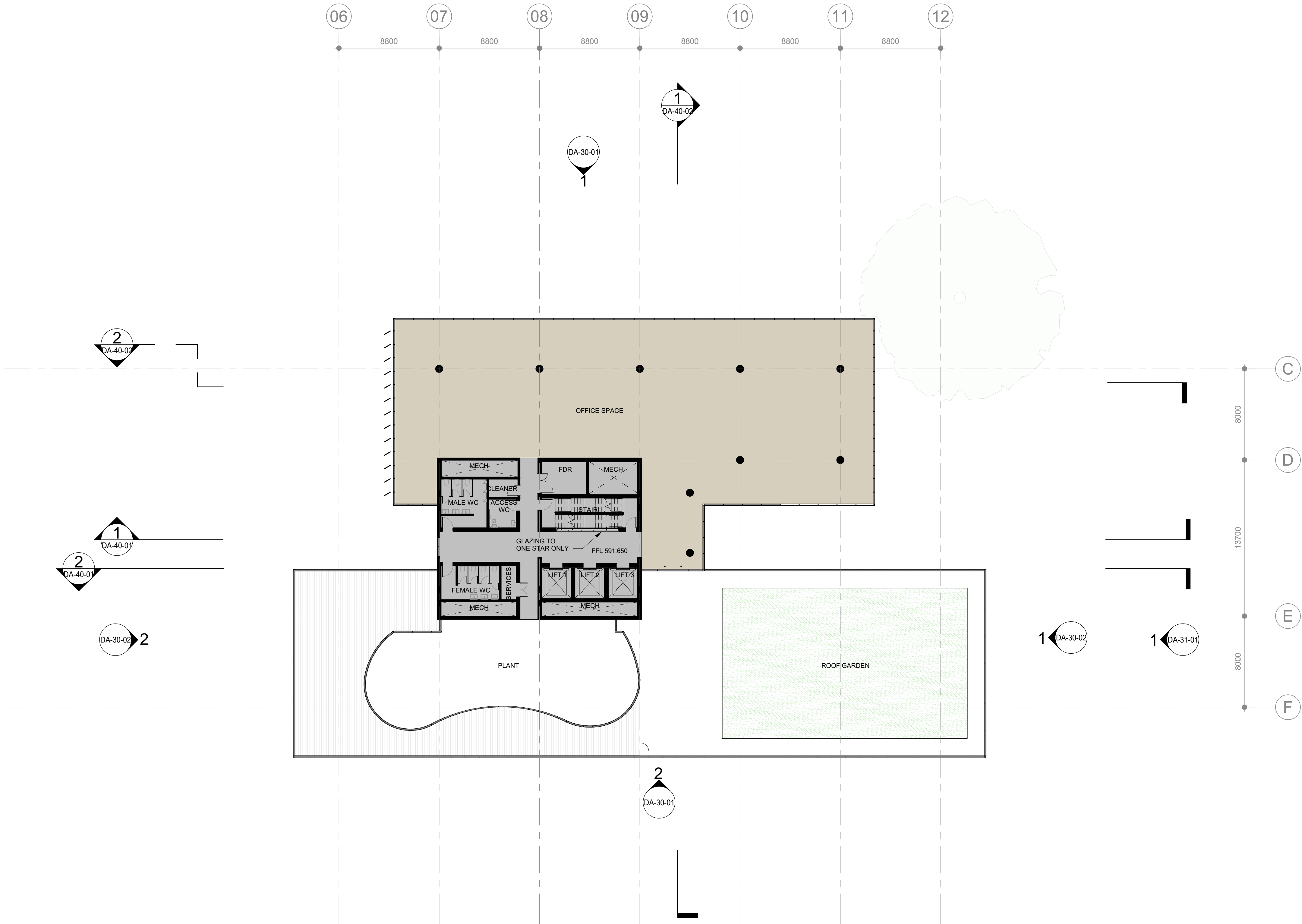
0 1 2 5 10 20



1 : 200 @ A1

© Cox Architecture PTY LTD
1/19 Eastlake Parade
Kingston ACT 2604 Australia
T + 612 6239 6255
www.coxarchitecture.com.au

COX



+ FFL X.XXX PROPOSED FINISHED FLOOR LEVEL (METRES) ABOVE DATUM.
+ FSL X.XXX PROPOSED FINISHED SLAB LEVEL (METRES) ABOVE DATUM.
+ RL X.XXX PROPOSED REDUCED SPOT LEVEL (METRES) ABOVE DATUM.

ROOM NAME
AREA
1500
1500
Date Revision
10.12.19 7

ROOM TAG WITH NAME & NUMBER
GENERAL DIMENSIONS (DIAGONAL)
DIMENSIONS TO GRID (DOT)
TREES/PLANTING
SITE LOT BOUNDARY
SITE CONSTRUCTION BOUNDARY

NOTES:
1. TO BE READ IN CONJUNCTION WITH LANDSCAPE DRAWINGS.
2. REFER TO ACOUSTIC, AND HYDRAULIC REPORTS.
3. RLS SHOWN ARE INDICATIVE. SUBJECT TO DETAIL DESIGN & FINAL FOOTPATH / CIVIL LEVELS.
4. ALL LIFTS TO BE AS 1735.12 COMPLIANT.
5. STAIRWAYS AND RAMPS TO COMPLY WITH AS1428.1 (2009)
6. ROOF ANCHOR SYSTEM IN ACCORDANCE WITH AUSTRALIAN STANDARDS. TO BE INSTALLED FOR FACADE AND ROOF MAINTENANCE.

FOR DA

Project Name
QCCP

Drawing Number
DA-21-06

Drawing Title
LEVEL 3 PLAN

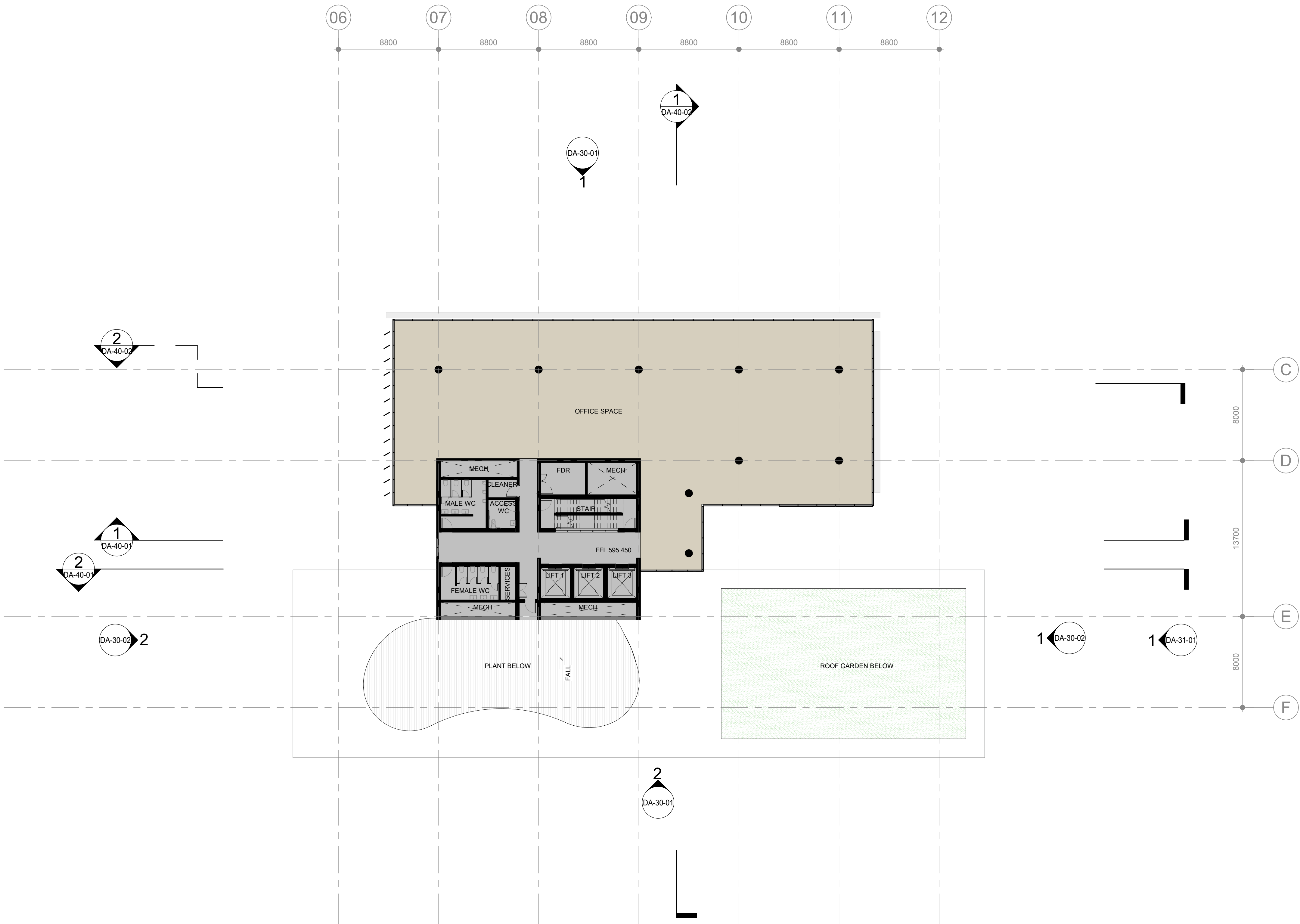
Rev	Description	By	Date
1	DA BASE ISSUE	VJ	31.07.19
2	DRAFT DA ISSUE	ZT	02.08.19
3	DA ISSUE	VJ	16.08.019
4	DA ISSUE	GOC	08.10.19
5	CONSULTATION ISSUE	ZT	28.10.19
6	DA ISSUE	ZT	28.11.19
7	DA ISSUE	ZT	10.12.19

0 1 2 5 10 20

1 : 200 @ A1

© Cox Architecture PTY LTD
1/19 Eastlake Parade
Kingston ACT 2604 Australia
T + 612 6239 6255
www.coxarchitecture.com.au

COX



- + FFL X.XXX PROPOSED FINISHED FLOOR LEVEL (METRES) ABOVE DATUM.
- + FSL X.XXX PROPOSED FINISHED SLAB LEVEL (METRES) ABOVE DATUM.
- + RL X.XXX PROPOSED REDUCED SPOT LEVEL (METRES) ABOVE DATUM.

ROOM NAME AREA	ROOM TAG WITH NAME & NUMBER	GENERAL DIMENSIONS (DIAGONAL)	DIMENSIONS TO GRID (DOT)
1500			
1500			

- TREES/PLANTING
- SITE LOT BOUNDARY
- SITE CONSTRUCTION BOUNDARY

- NOTES:
1. TO BE READ IN CONJUNCTION WITH LANDSCAPE DRAWINGS.
 2. REFER TO ACOUSTIC, AND HYDRAULIC REPORTS.
 3. RLS SHOWN ARE INDICATIVE. SUBJECT TO DETAIL DESIGN & FINAL FOOTPATH / CIVIL LEVELS.
 4. ALL LIFTS TO BE AS 1735.12 COMPLIANT.
 5. STAIRWAYS AND RAMPS TO COMPLY WITH AS1428.1 (2009)
 6. ROOF ANCHOR SYSTEM IN ACCORDANCE WITH AUSTRALIAN STANDARDS. TO BE INSTALLED FOR FACADE AND ROOF MAINTENANCE.

Project Name
QCCP

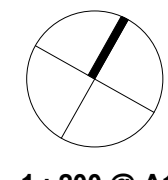
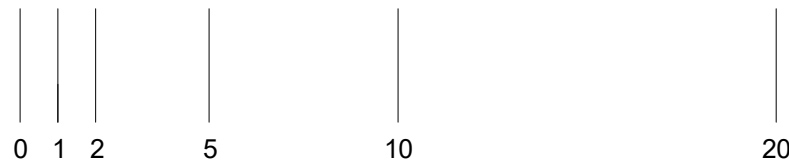
Drawing Number
DA-21-07

Drawing Title
LEVEL 4 PLAN

Date
10.12.19

Revision
7

Rev	Description	By	Date
1	DA BASE ISSUE	VJ	31.07.19
2	DRAFT DA ISSUE	ZT	02.08.19
3	DA ISSUE	VJ	16.08.019
4	DA ISSUE	GOC	08.10.19
5	CONSULTATION ISSUE	ZT	28.10.19
6	DA ISSUE	ZT	28.11.19
7	DA ISSUE	ZT	10.12.19

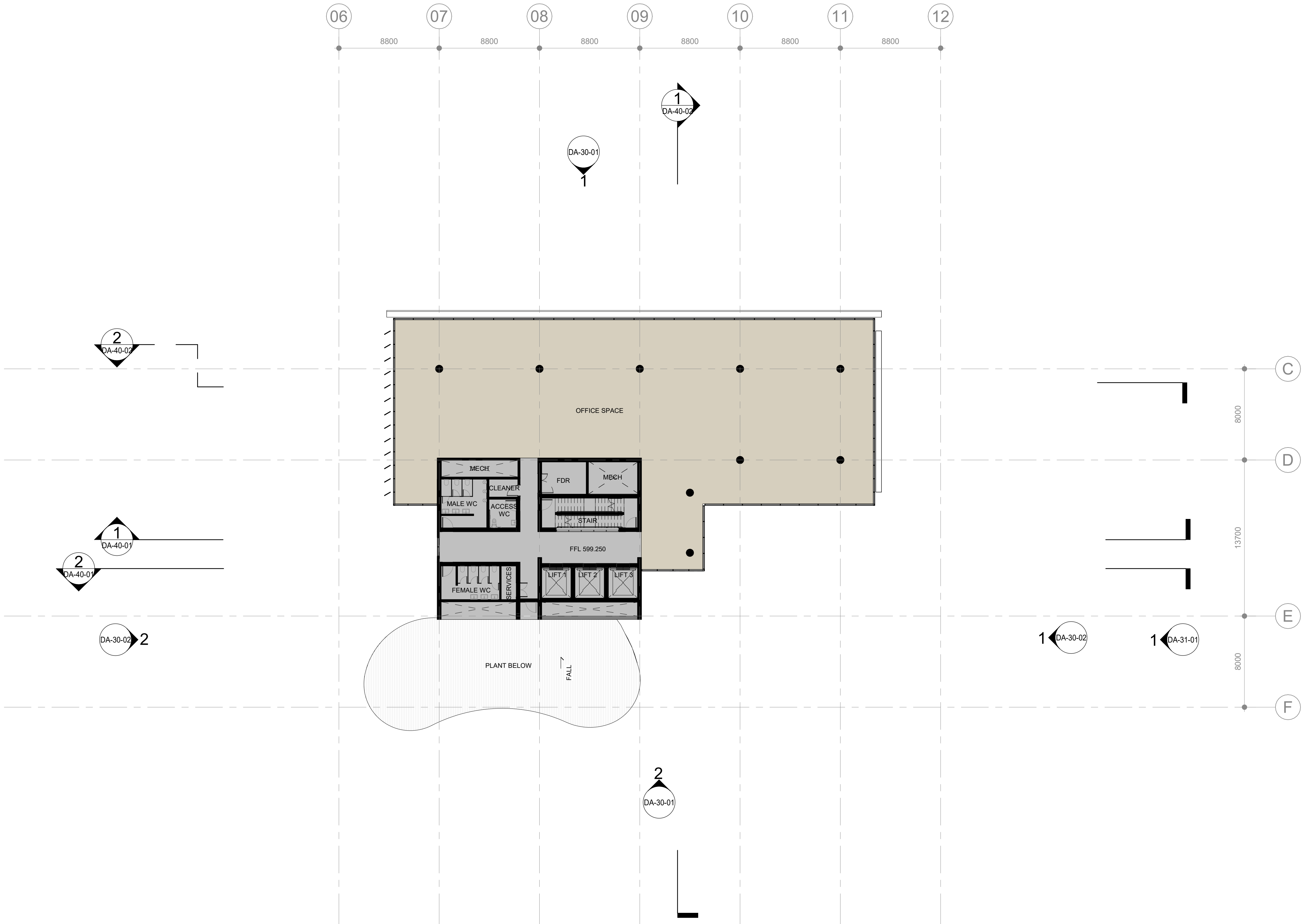


1 : 200 @ A1

© Cox Architecture PTY LTD
1/19 Eastlake Parade
Kingston ACT 2604 Australia
T + 612 6239 6255
www.coxarchitecture.com.au

COX

FOR DA



- + FFL X.XXX PROPOSED FINISHED FLOOR LEVEL (METRES) ABOVE DATUM.
- + FSL X.XXX PROPOSED FINISHED SLAB LEVEL (METRES) ABOVE DATUM.
- + RL X.XXX PROPOSED REDUCED SPOT LEVEL (METRES) ABOVE DATUM.

ROOM NAME AREA	ROOM TAG WITH NAME & NUMBER	TREES/PLANTING
1500	GENERAL DIMENSIONS (DIAGONAL)	--- SITE LOT BOUNDARY
1500	DIMENSIONS TO GRID (DOT)	--- SITE CONSTRUCTION BOUNDARY

- NOTES:**
1. TO BE READ IN CONJUNCTION WITH LANDSCAPE DRAWINGS.
 2. REFER TO ACOUSTIC, AND HYDRAULIC REPORTS.
 3. RLS SHOWN ARE INDICATIVE. SUBJECT TO DETAIL DESIGN & FINAL FOOTPATH / CIVIL LEVELS.
 4. ALL LIFTS TO BE AS 1735.12 COMPLIANT.
 5. STAIRWAYS AND RAMPS TO COMPLY WITH AS1428.1 (2009)
 6. ROOF ANCHOR SYSTEM IN ACCORDANCE WITH AUSTRALIAN STANDARDS. TO BE INSTALLED FOR FACADE AND ROOF MAINTENANCE.

Project Name
QCCP

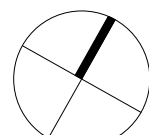
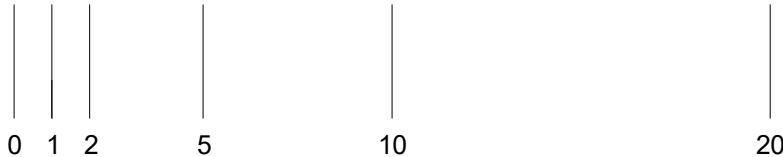
Drawing Number
DA-21-08

Drawing Title
LEVEL 5 PLAN

Date
10.12.19

Revision
7

Rev	Description	By	Date
1	DA BASE ISSUE	VJ	31.07.19
2	DRAFT DA ISSUE	ZT	02.08.19
3	DA ISSUE	VJ	16.08.019
4	DA ISSUE	GOC	08.10.19
5	CONSULTATION ISSUE	ZT	28.10.19
6	DA ISSUE	ZT	28.11.19
7	DA ISSUE	ZT	10.12.19

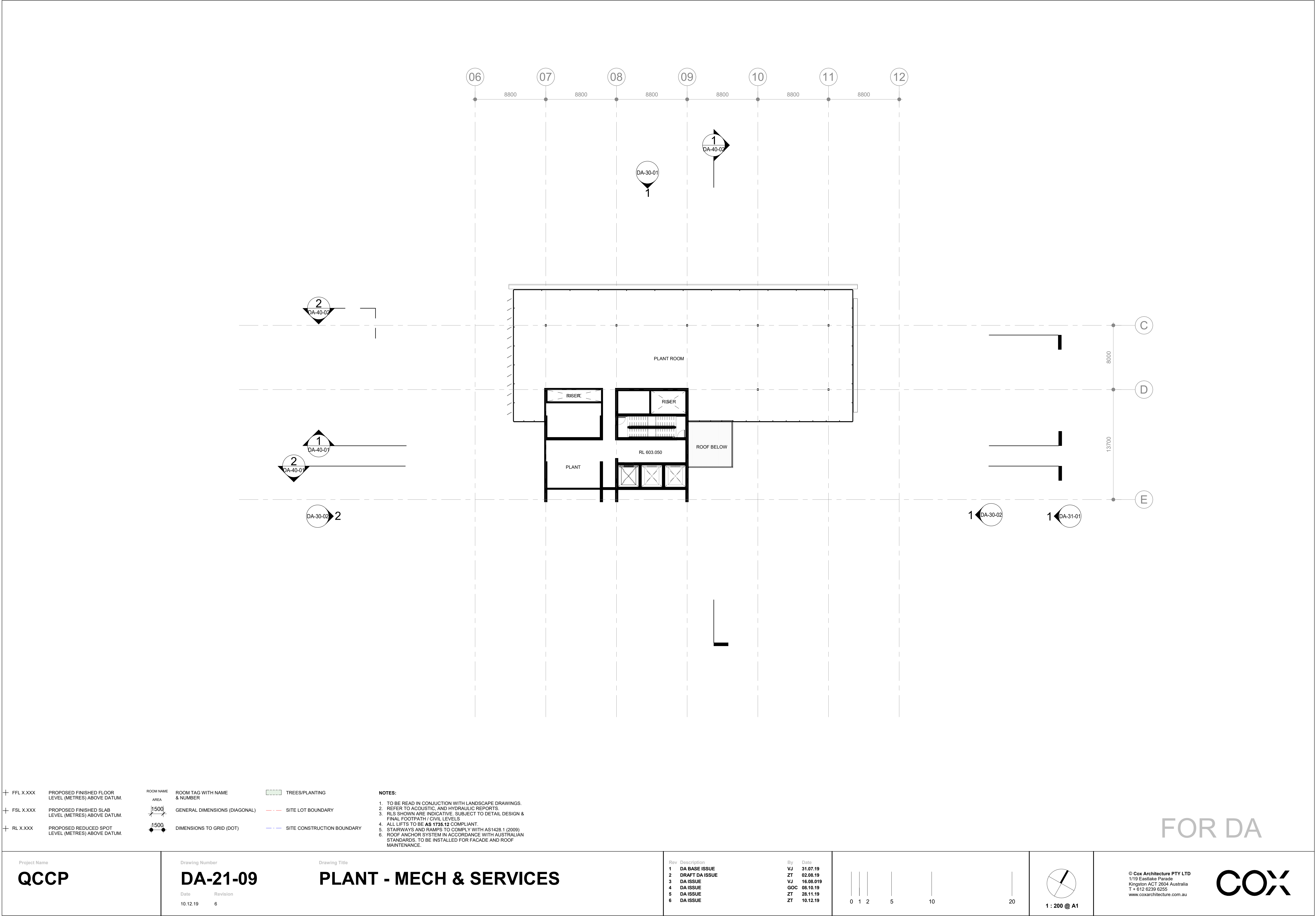


1 : 200 @ A1

FOR DA

© Cox Architecture PTY LTD
1/19 Eastlake Parade
Kingston ACT 2604 Australia
T + 612 6239 6255
www.coxarchitecture.com.au

COX



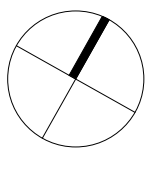
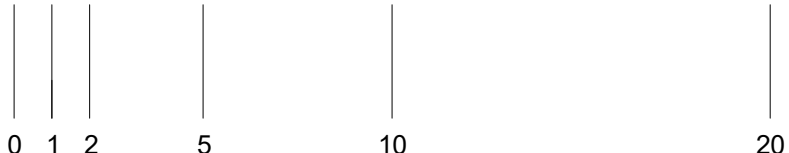
FOR DA

QCCP

DA-21-09

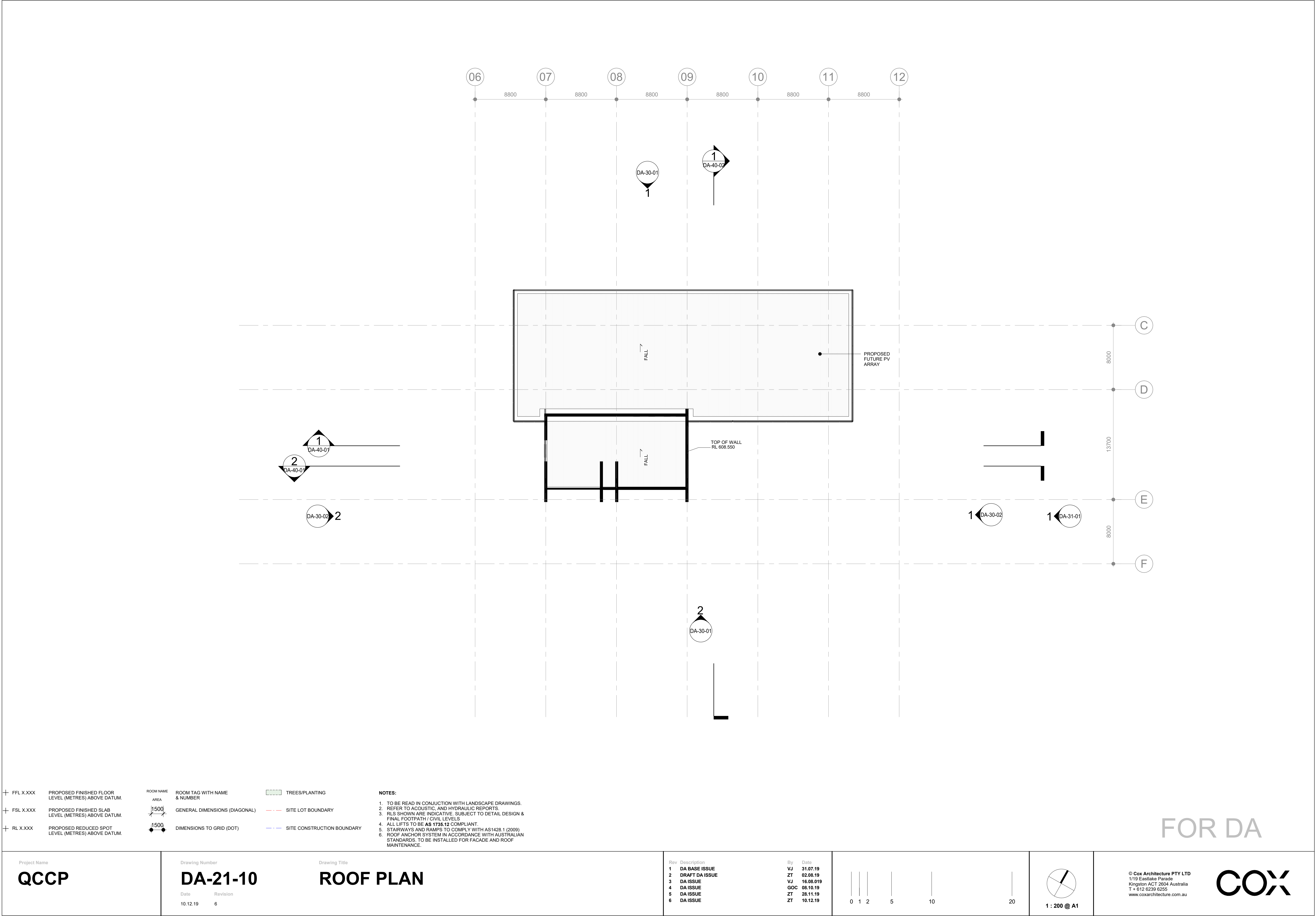
PLANT - MECH & SERVICES

Rev	Description	By	Date
1	DA BASE ISSUE	VJ	31.07.19
2	DRAFT DA ISSUE	ZT	02.08.19
3	DA ISSUE	VJ	16.08.019
4	DA ISSUE	GOC	08.10.19
5	DA ISSUE	ZT	28.11.19
6	DA ISSUE	ZT	10.12.19



© Cox Architecture PTY LTD
1/19 Eastlake Parade
Kingston ACT 2604 Australia
T + 612 6239 6255
www.coxarchitecture.com.au

COX



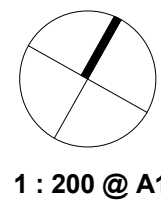
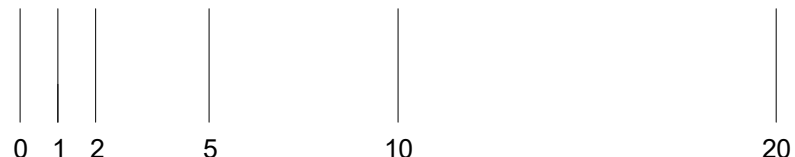
+ FFL X.XXX PROPOSED FINISHED FLOOR LEVEL (METRES) ABOVE DATUM.
+ FSL X.XXX PROPOSED FINISHED SLAB LEVEL (METRES) ABOVE DATUM.
+ RL X.XXX PROPOSED REDUCED SPOT LEVEL (METRES) ABOVE DATUM.

ROOM NAME
AREA
1500
1500
ROOM TAG WITH NAME & NUMBER
GENERAL DIMENSIONS (DIAGONAL)
DIMENSIONS TO GRID (DOT)

TREES/PLANTING
SITE LOT BOUNDARY
SITE CONSTRUCTION BOUNDARY

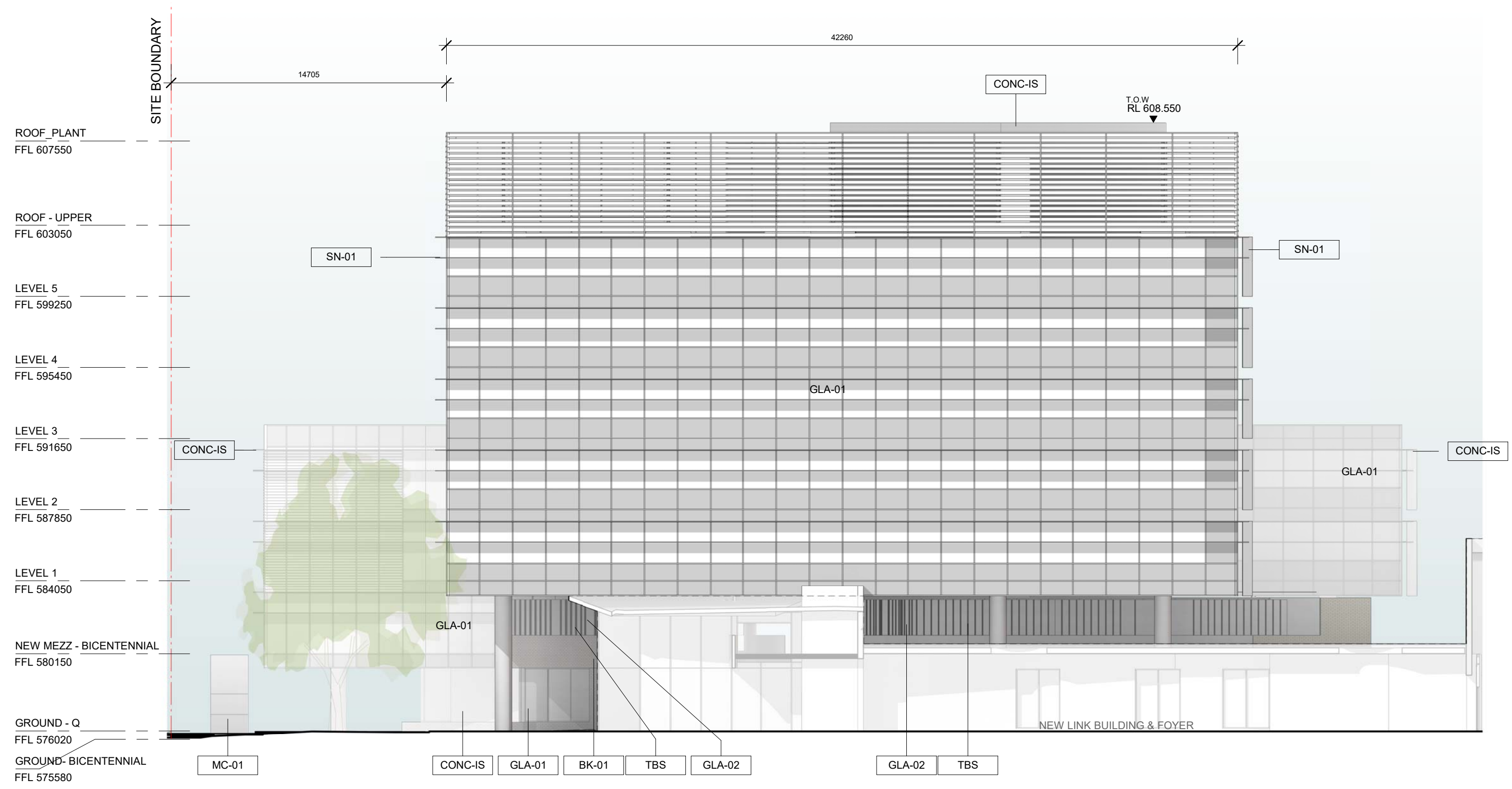
NOTES:
1. TO BE READ IN CONJUNCTION WITH LANDSCAPE DRAWINGS.
2. REFER TO ACOUSTIC, AND HYDRAULIC REPORTS.
3. RLS SHOWN ARE INDICATIVE. SUBJECT TO DETAIL DESIGN & FINAL FOOTPATH / CIVIL LEVELS.
4. ALL LIFTS TO BE AS 1735.12 COMPLIANT.
5. STAIRWAYS AND RAMPS TO COMPLY WITH AS1428.1 (2009)
6. ROOF ANCHOR SYSTEM IN ACCORDANCE WITH AUSTRALIAN STANDARDS. TO BE INSTALLED FOR FACADE AND ROOF MAINTENANCE.

Rev	Description	By	Date
1	DA BASE ISSUE	VJ	31.07.19
2	DRAFT DA ISSUE	ZT	02.08.19
3	DA ISSUE	VJ	16.08.19
4	DA ISSUE	GOC	08.10.19
5	DA ISSUE	ZT	28.11.19
6	DA ISSUE	ZT	10.12.19

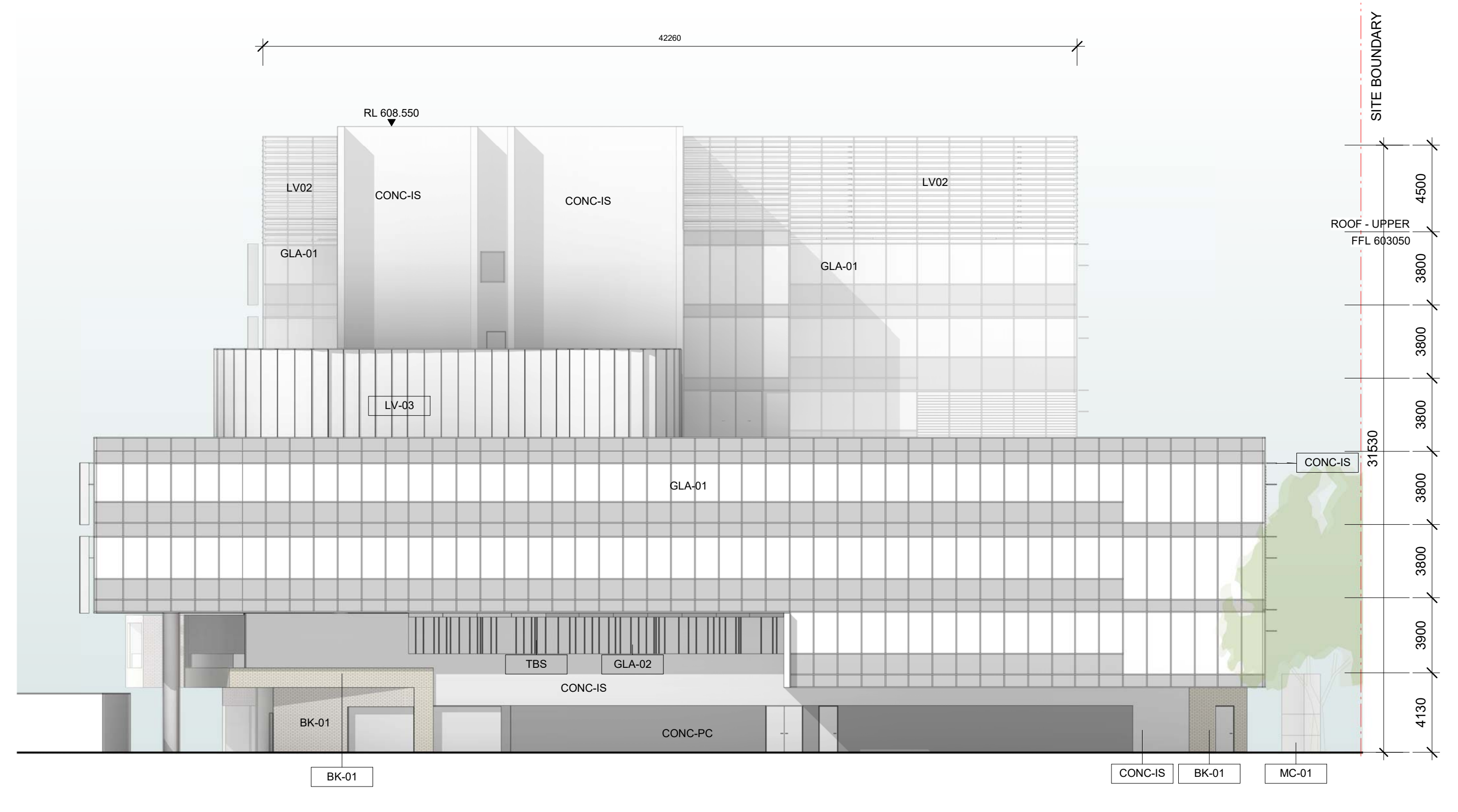


© Cox Architecture PTY LTD
1/19 Eastlake Parade
Kingston ACT 2604 Australia
T + 612 6239 6255
www.coxarchitecture.com.au

COX



NORTH - ELEVATION



SOUTH - ELEVATION


FFL 4.500 FINISHED FLOOR LEVEL (METRES)
ABOVE DATUM.

RL 4.500 SPOT LEVEL - REDUCED LEVEL
(METRES) ABOVE DATUM.

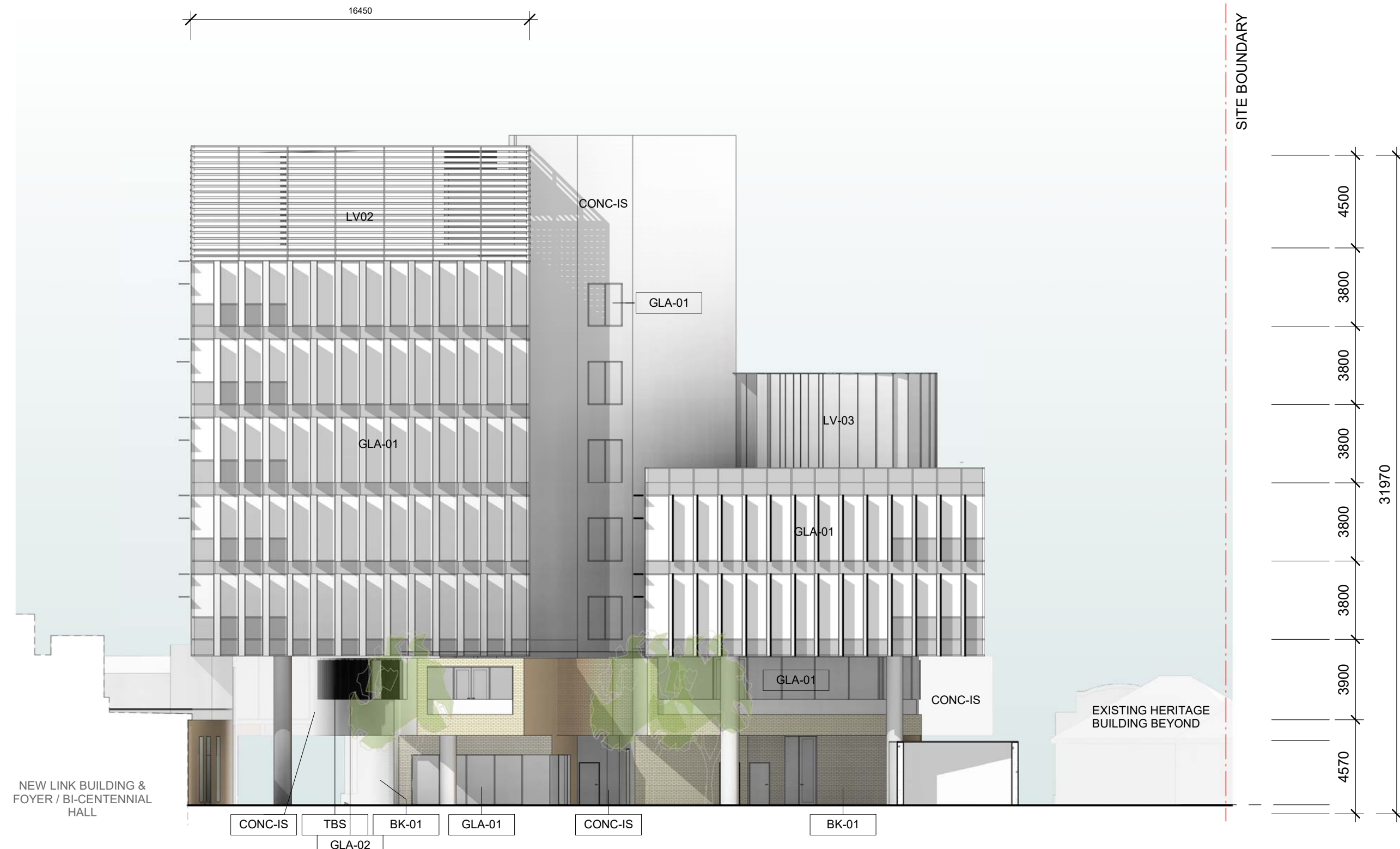
NOTE: FOR MATERIAL REFERENCES
REFER TO DA-32-01

FOR DA

- ROOF_PLANT
FFL 607550
- ROOF - UPPER
FFL 603050
- LEVEL 5
FFL 599250
- LEVEL 4
FFL 595450
- LEVEL 3
FFL 591650
- LEVEL 2
FFL 587850
- LEVEL 1
FFL 584050
- NEW MEZZ - BICENTENNIAL
FFL 580150
- MEZZ - BICENTENNIAL
FFL 579150
- GROUND- BICENTENNIAL
FFL 575580



EAST - ELEVATION



WEST - ELEVATION

FFL 4.500 FINISHED FLOOR LEVEL (METRES)
ABOVE DATUM.

RL 4.500 SPOT LEVEL - REDUCED LEVEL
L1 ▼ (METRES) ABOVE DATUM.

NOTE: FOR MATERIAL REFERENCES
REFER TO DA-32-01

FOR DA

Project Name

QCCP

Drawing Number

DA-30-02

Drawing Title

ELEVATIONS

Rev Description

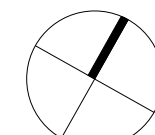
1 DA BASE ISSUE
2 DRAFT DA ISSUE
3 DA ISSUE
4 DA ISSUE
5 DA ISSUE
6 DA ISSUE

By

VJ 31.07.19
ZT 02.08.19
VJ 16.08.019
GOC 08.10.19
ZT 28.11.19
ZT 10.12.19

Date

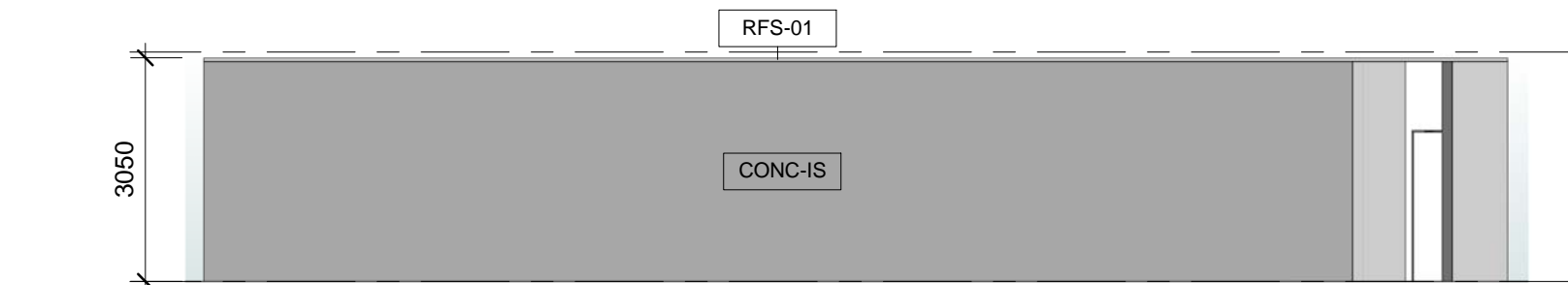
0 1 2 5 10 20



1 : 200 @ A1

© Cox Architecture PTY LTD
1/19 Eastlake Parade
Kingston ACT 2604 Australia
T + 612 6239 6255
www.coxarchitecture.com.au

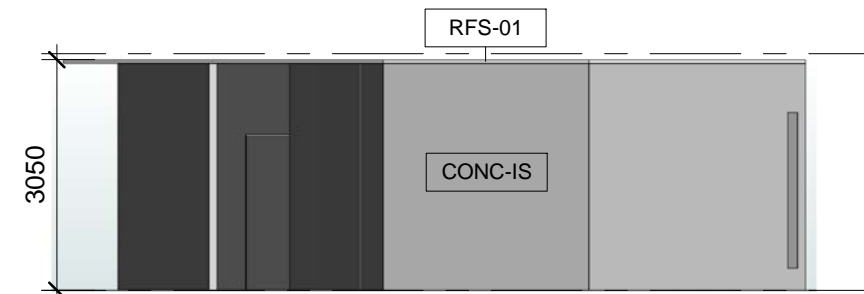
COX



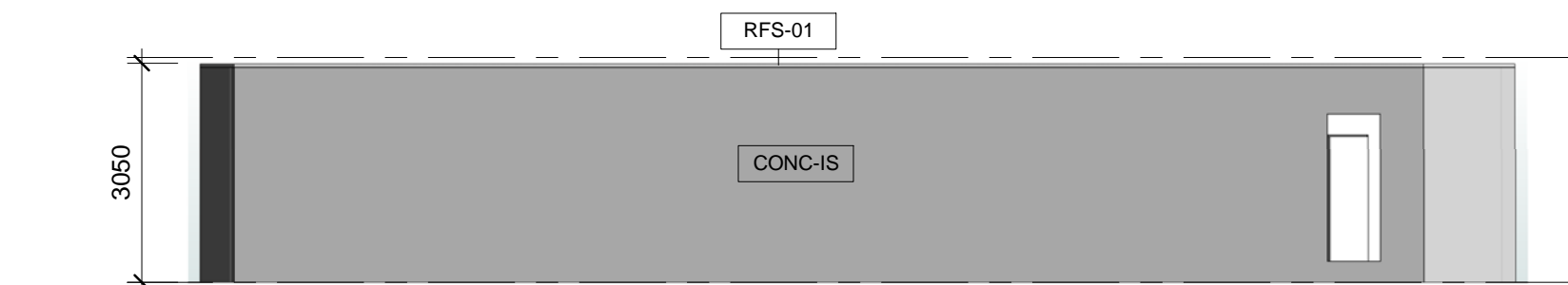
1 BIKE STORE SOUTH
A-21-01 SCALE 1 : 100



2 BIKE STORE EAST 1
A-21-01 SCALE 1 : 100



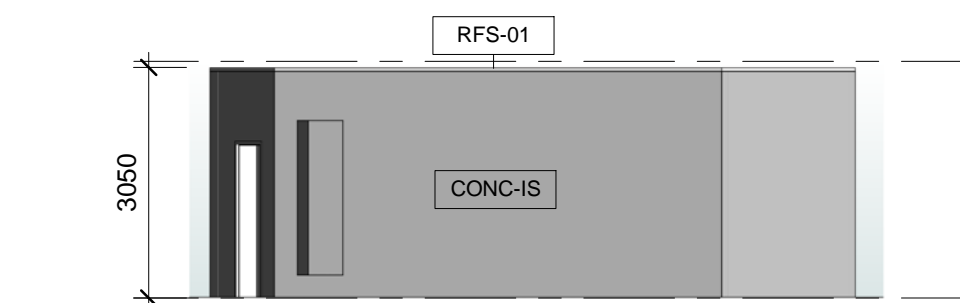
3 BIKE STORE EAST 2
A-21-01 SCALE 1 : 100



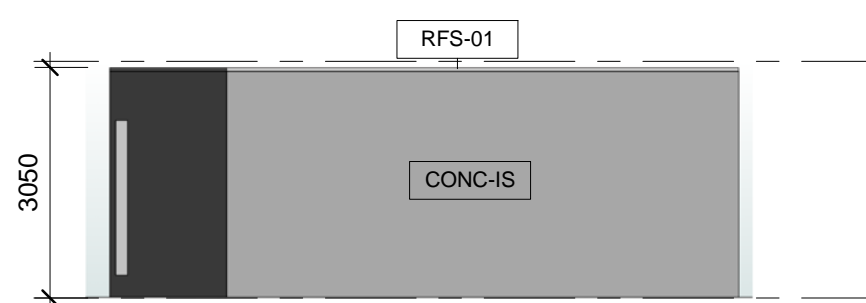
4 BIKE STORE NORTH
A-21-01 SCALE 1 : 100



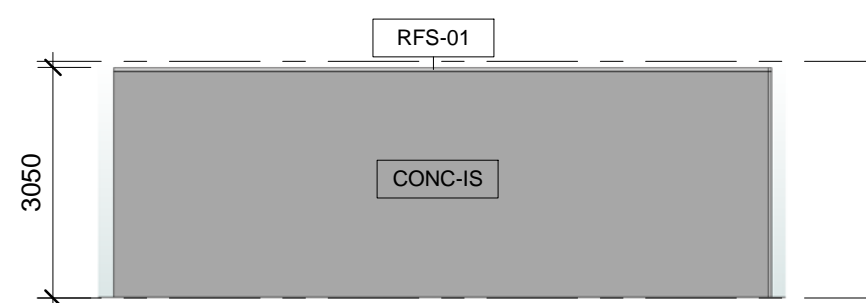
5 BIKE STORE WEST
A-21-01 SCALE 1 : 100



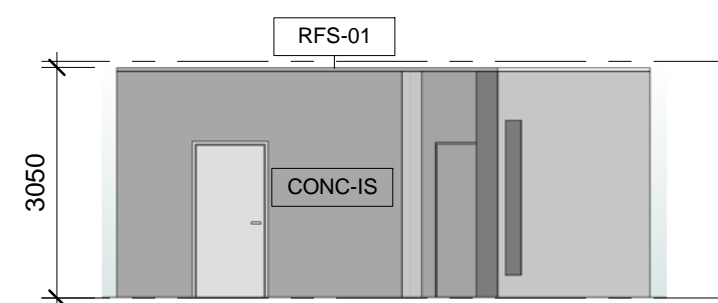
6 BASEMENT ACCESS 1 SOUTH
A-21-01 SCALE 1 : 100



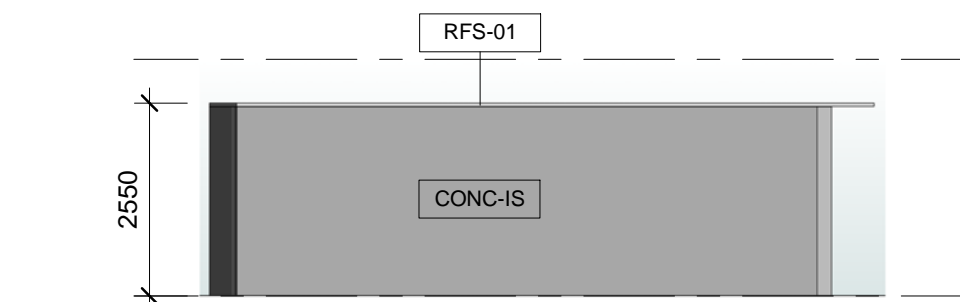
7 BASEMENT ACCESS 1 EAST
A-21-01 SCALE 1 : 100



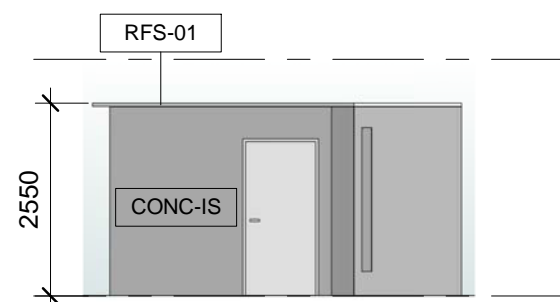
8 BASEMENT ACCESS 1 NORTH
A-21-01 SCALE 1 : 100



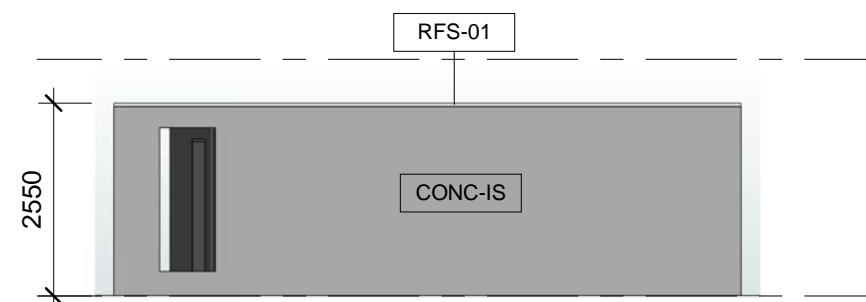
9 BASEMENT ACCESS 1 WEST
A-21-01 SCALE 1 : 100



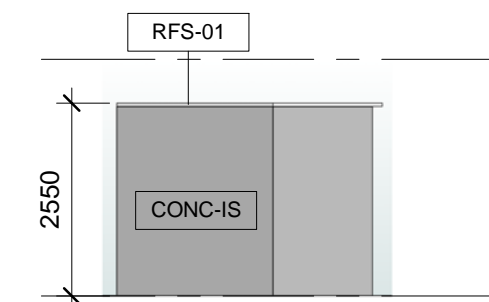
10 BASEMENT ACCESS 2 SOUTH
A-21-01 SCALE 1 : 100



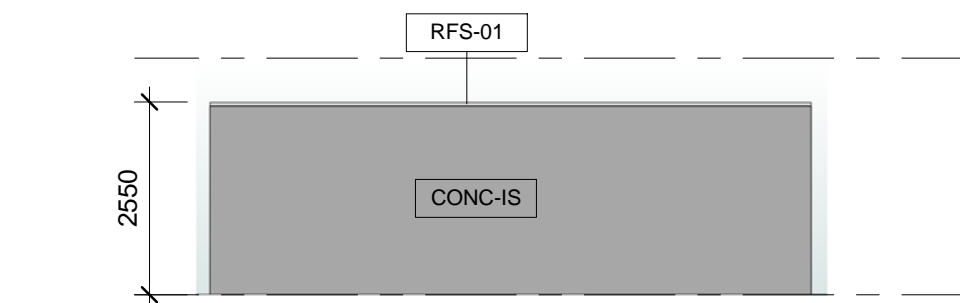
11 BASEMENT ACCESS 2 EAST
A-21-01 SCALE 1 : 100



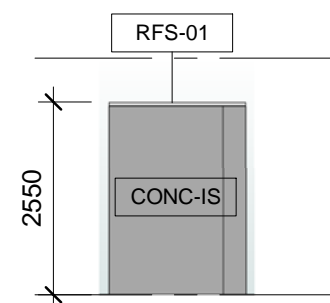
12 BASEMENT ACCESS 2 NORTH
A-21-01 SCALE 1 : 100



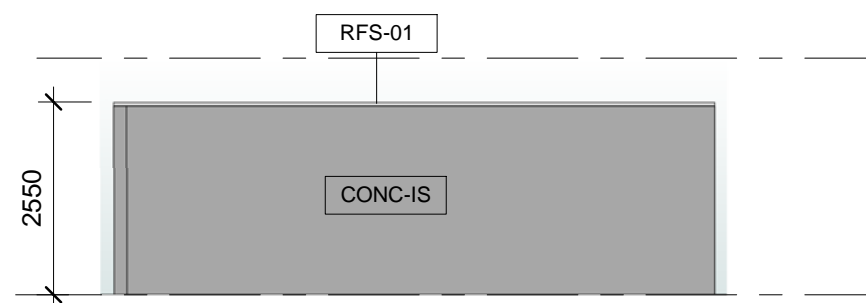
13 BASEMENT ACCESS 2 WEST
A-21-01 SCALE 1 : 100



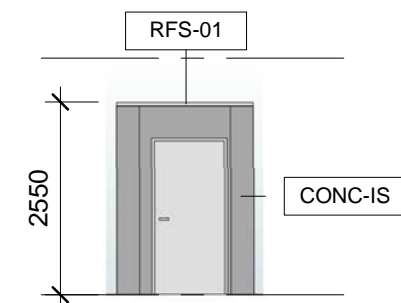
14 BASEMENT ACCESS 3 SOUTH
A-21-01 SCALE 1 : 100




15 BASEMENT ACCESS 3 EAST
A-21-01 SCALE 1 : 100



16 BASEMENT ACCESS 3 NORTH
A-21-01 SCALE 1 : 100



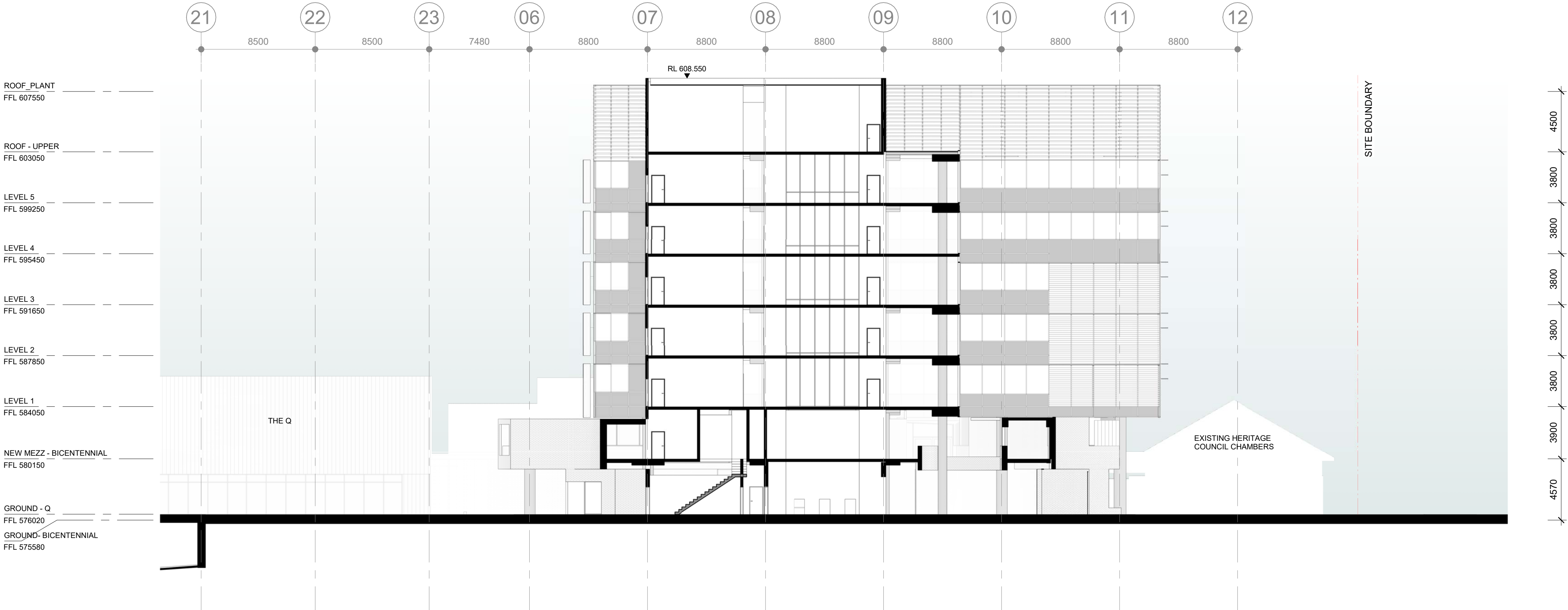
17 BASEMENT ACCESS 3 WEST
A-21-01 SCALE 1 : 100



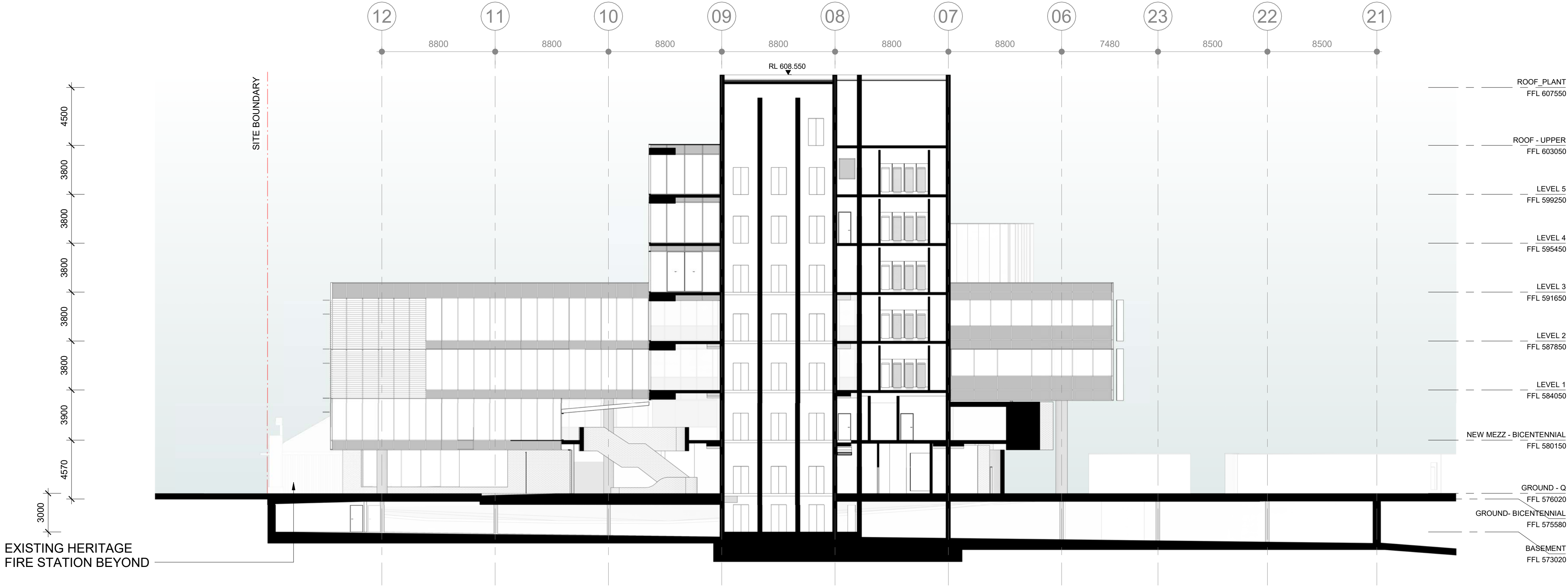
STREETSCAPE ELEVATION

FOR DA

SECTION 1



SECTION 2



FFL 4.500 FINISHED FLOOR LEVEL (METRES)
ABOVE DATUM.

RL 4.500 SPOT LEVEL - REDUCED LEVEL
L1 (METRES) ABOVE DATUM.

NOTE: FOR MATERIAL REFERENCES
REFER TO DA-32-01

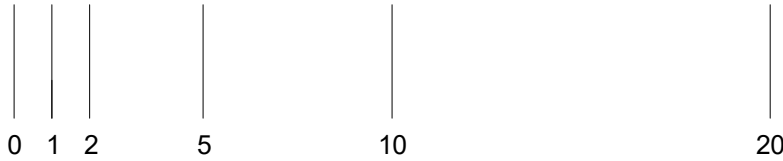
FOR DA

Project Name
QCCP

Drawing Number
DA-40-01

Drawing Title
SECTIONS

Rev	Description	By	Date
1	DRAFT DA ISSUE	ZT	02.08.19
2	DA ISSUE	GOC	08.10.19
3	DA ISSUE	ZT	28.11.19
4	DA ISSUE	ZT	10.12.19

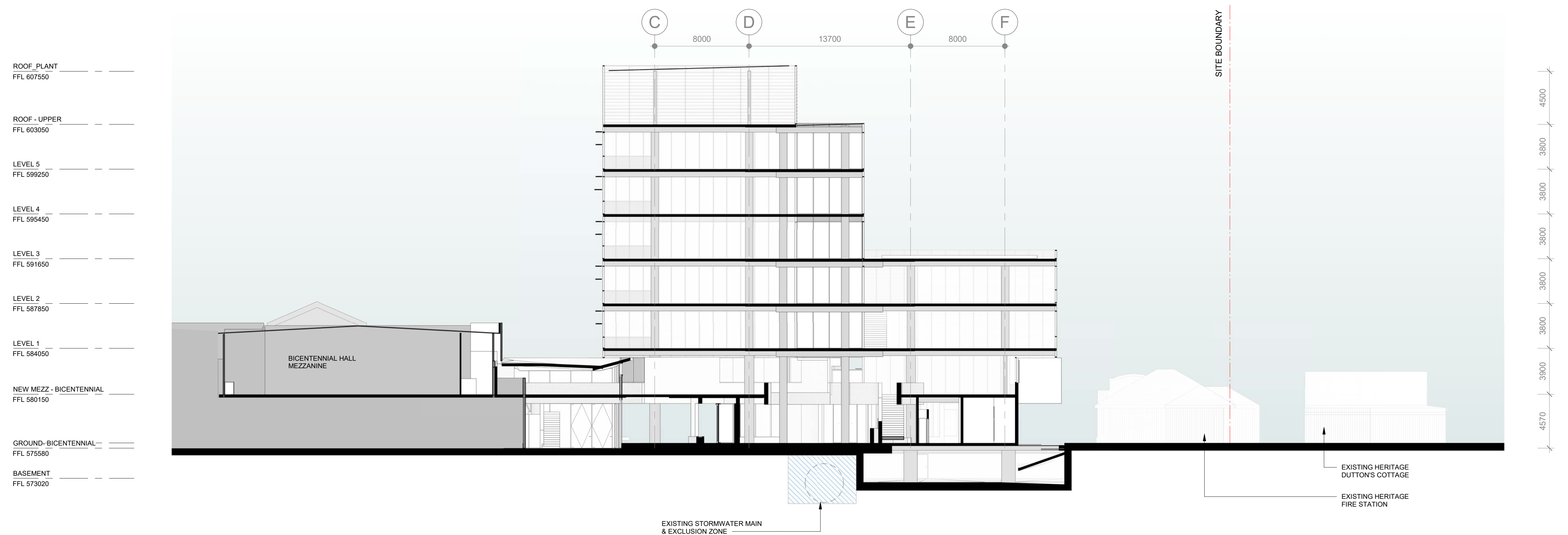


1 : 200 @ A1

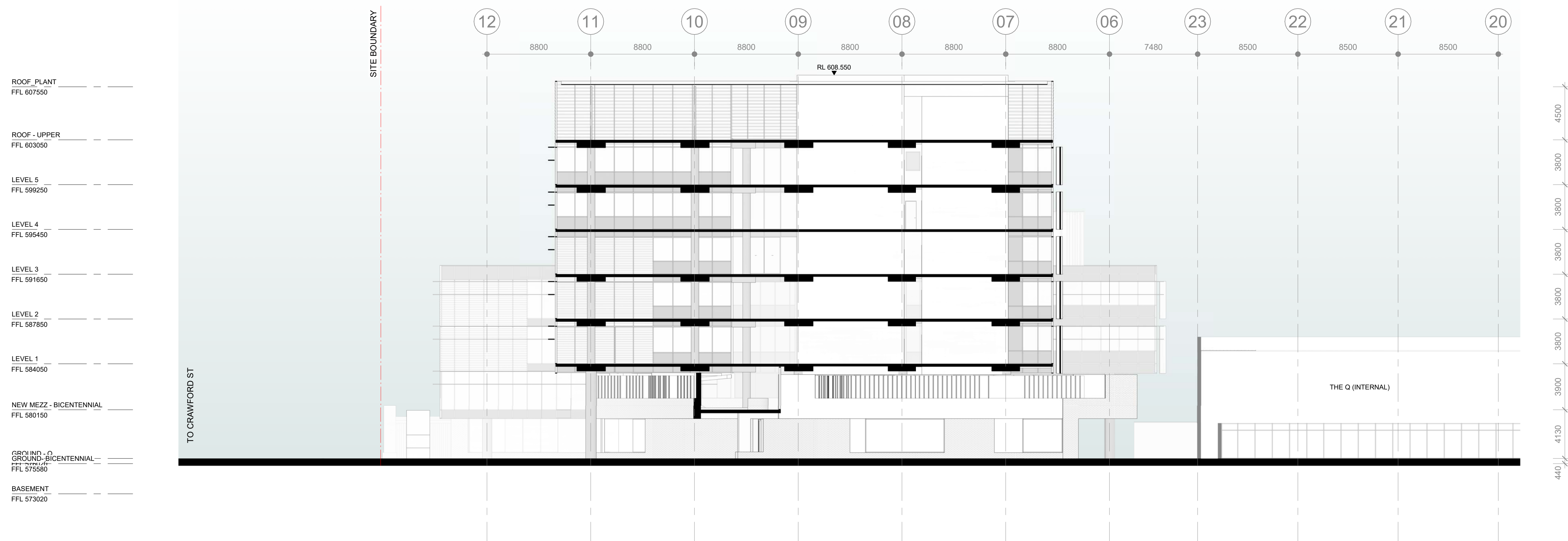
© Cox Architecture PTY LTD
1/19 Eastlake Parade
Kingston ACT 2604 Australia
T + 612 6239 6255
www.coxarchitecture.com.au

COX

SECTION 1



SECTION 2



FFL 4.500 FINISHED FLOOR LEVEL (METRES)
ABOVE DATUM.

RL 4.500 SPOT LEVEL - REDUCED LEVEL
L1▼ (METRES) ABOVE DATUM.

NOTE: FOR MATERIAL REFERENCES
REFER TO DA-32-01

QCCP

Drawing Number

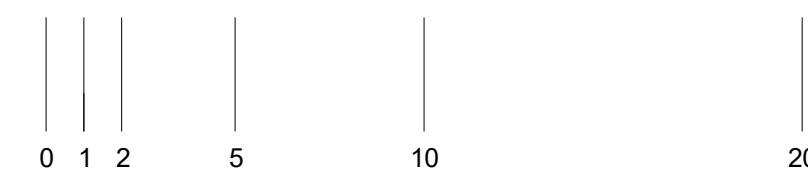
DA-40-02

Date	Revision
10.12.19	5

Drawing Title

SECTIONS

Rev	Description	By	Date
1	DRAFT DA ISSUE	ZT	02.08.19
2	DA ISSUE	VJ	16.08.01
3	DA ISSUE	GOC	08.10.19
4	DA ISSUE	ZT	28.11.19
5	DA ISSUE	ZT	10.12.19



1 : 200 @ A1

© Cox Architecture PTY LTD
1/19 Eastlake Parade
Kingston ACT 2604 Australia
T + 612 6239 6255
www.coxarchitecture.com.au


COX



GLA-01 GLASS FACADE

FRAMED GLAZED FACADE


TO TYPICAL OFFICE. VISION GLAZING. COLOURBACK FILM TO SPANDREL AS SHOWN IN ELEVATION. ANODISED ALUMINIUM GLAZING SUITE. NATURAL ANODISED OR SIMILAR



CONC-IS CONCRETE INSITU

CAST INSITU CONCRETE


OFF FORM CAST INSITU CONCRETE NATURAL GREY/ WHITE. CLASS 2 FINISH LOCATED IN BASEMENT & SERVICE ZONES AND AT GROUND LEVEL



COL - IN-SITU CONCRETE COLUMNS

CAST INSITU CONCRETE COLUMN

OFF FORM CAST INSITU CONCRETE COLUMNS WHITE COLOUR. CLASS 2 FINISH LOCATED THROUGHOUT BUILDING/ EXTERNALLY AT GROUND, MEZZANINE



TBS - TIMBER BATTEN SCREEN

TIMBER SCREENING TO GLAZING

BATTEN SCREEN. VERTICAL. IRREGULAR SPACING



SN-01 SUN SHADES

SUN SHADES


FABRICATED METAL SUN SHADING ELEMENTS. COLOUR TO MATCH GLAZING SUITE. HORIZONTAL/ VERTICAL APPLICATION AS PER ELEVATIONS



CONC-PC PRECAST CONCRETE

PRECAST CONCRETE- DARK

PRECAST CONCRETE OF DARK COLOUR LOCATED IN SERVICE LANEWAY



BK-01 FACE BRICK

FACE BRICK

RED / BROWN TONE FACE BRICK TO LEVELS GROUND AND LEVEL 1.



MC-01 METAL CLADDING

METAL-PAN CLADDING

DARK-COLOURED METAL PAN CLADDING SIMILAR TO EXISTING 'Q' PERFORMING ARTS BUILDING ADJACENT. FLAT SHEET TO METAL AWNINGS AND FOLDED FASCIAS SIMILAR.



GLA-02 FRAMELESS GLAZING

FRAMELESS GLAZING - ENTRY

CLEAR GLASS USED ON GROUND FLOOR ENTRY FOYER TO ENHANCE VISUAL CONNECTIVITY BETWEEN PLAZA AND BUILDING ENTRY. PUNCHED WINDOWS SIMILAR



GLA-02 PUNCHED WINDOWS

WINDOWS

PUNCHED WINDOWS. FRAMELESS GLAZING WITHIN DEEP METAL REVEAL (DARK COLOUR) TO GROUND AND LEVEL 1 BRICK WORK



LV-01 GLAZED LOUVRE

LOUVRE- GLAZED

OPERABLE LOUVRE GLAZING TO WINTER GARDENS



LV-02 METAL LOUVRE- HORIZONTAL

LOUVRE- METAL HORIZONTAL

SCREENING TO TOP LEVEL PLANT. COLOUR TO MATCH GL-01



LV-03 METAL LOUVRE - VERTICAL

LOUVRE - METAL VERTICAL

SCREENING TO LEVEL 4/ SOUTH PLANT AREA. COLOUR TO MATCH GL-01



RFS-01 ROOF SHEETING

ROOF SHEETING- TYPICAL

METAL DECK ROOFING - TYPICAL KLIP LOK PROFILE COLORBOND 'SHALE GREY' OR SIMILAR

FOR DA

Project Name

QCCP

Drawing Number

DA-32-01

Date Revision
10.12.19 4

Drawing Title

EXTERNAL FINISHES SCHEDULE

Rev Description

1 DA ISSUE
2 DA ISSUE
3 DA ISSUE
4 DA ISSUE

By

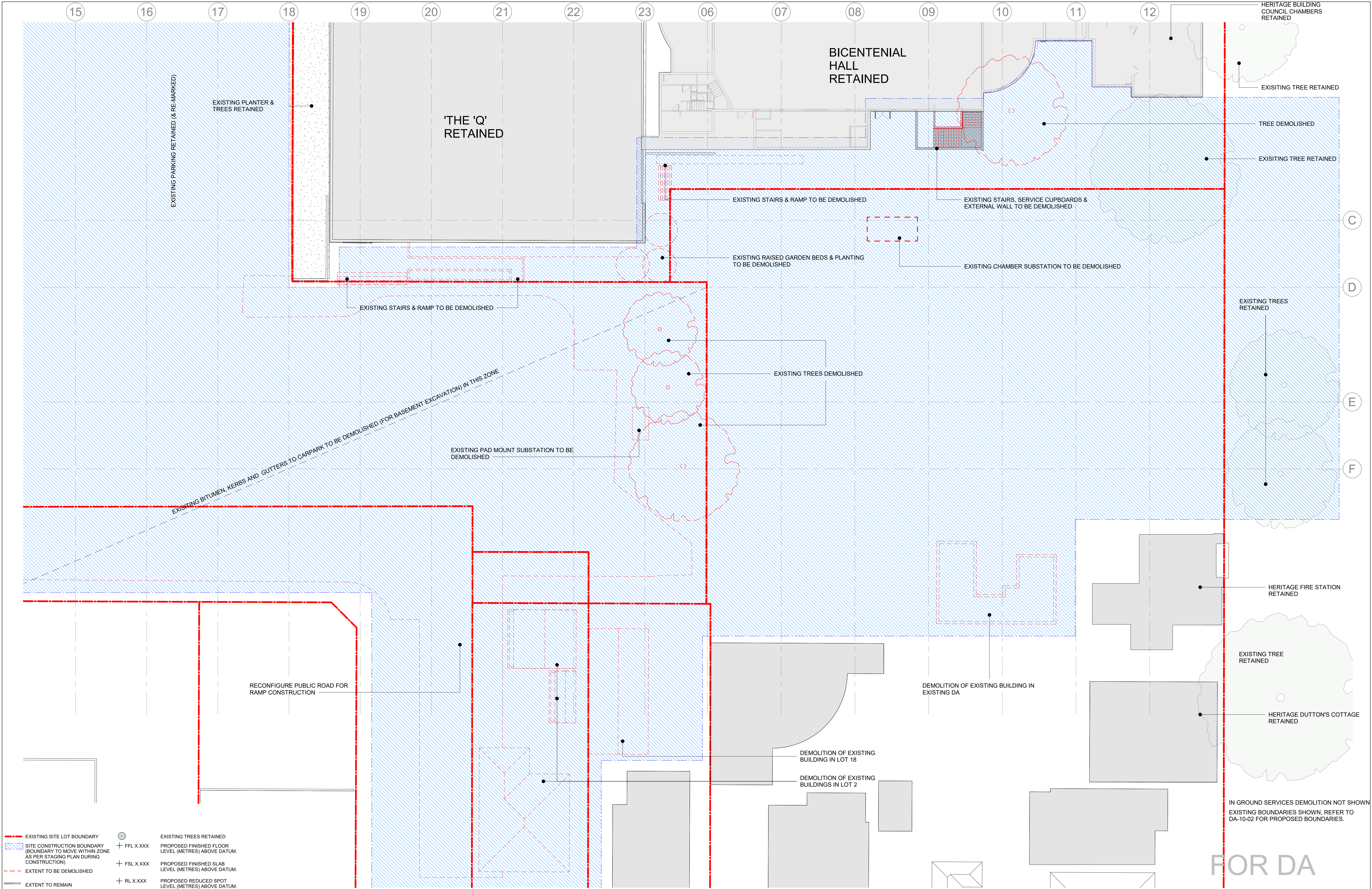
VJ
GOC
ZT

Date

16.08.019
08.10.19
28.11.19
10.12.19

© Cox Architecture PTY LTD
1/19 Eastlake Parade
Kingston ACT 2604 Australia
T + 612 6239 6255
www.coxarchitecture.com.au

COX

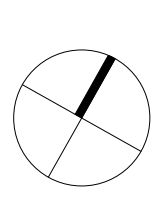
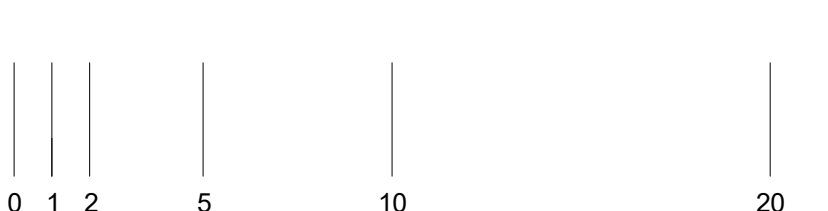


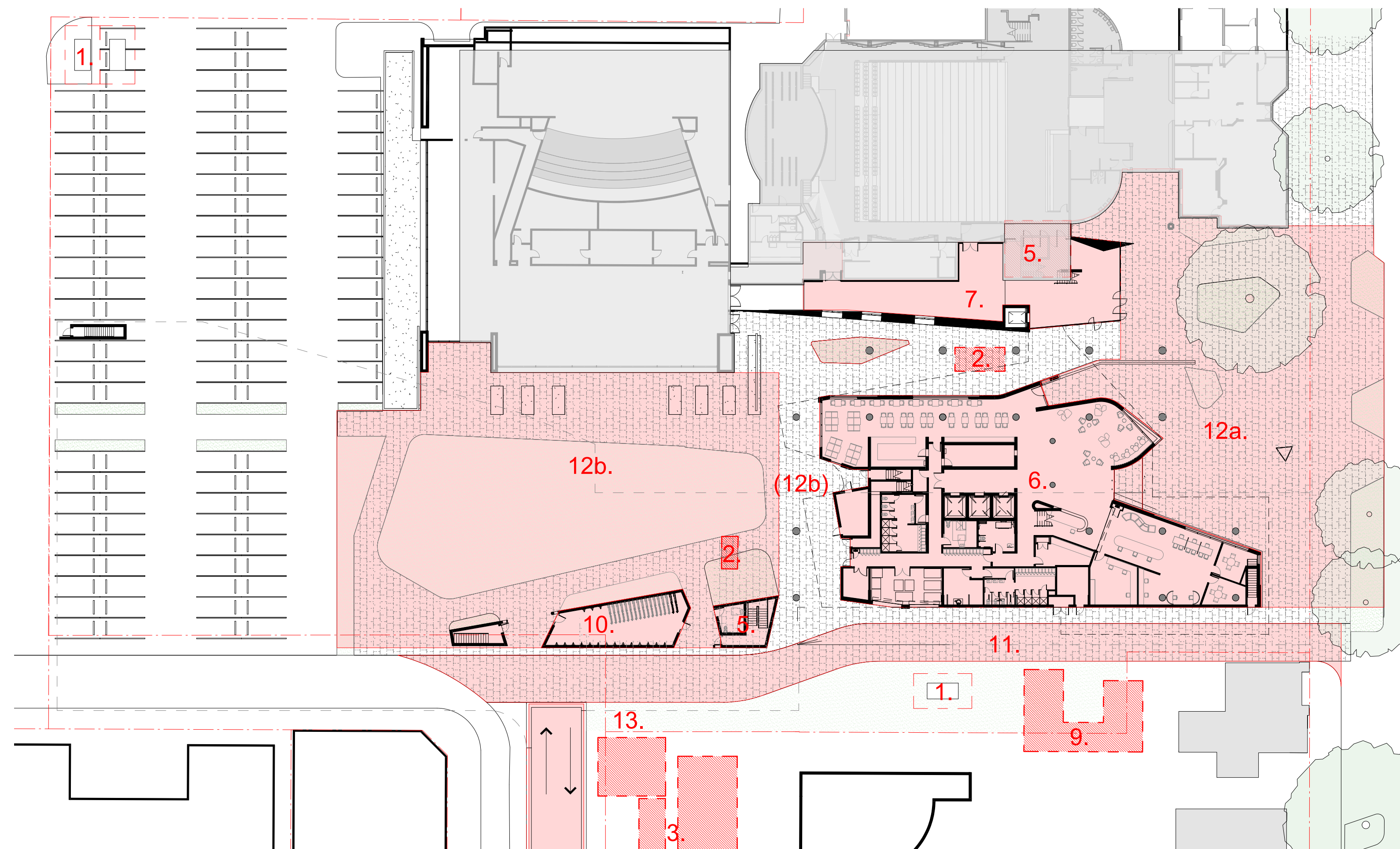
Project Name
QCCP

Drawing Number
DA-15-01

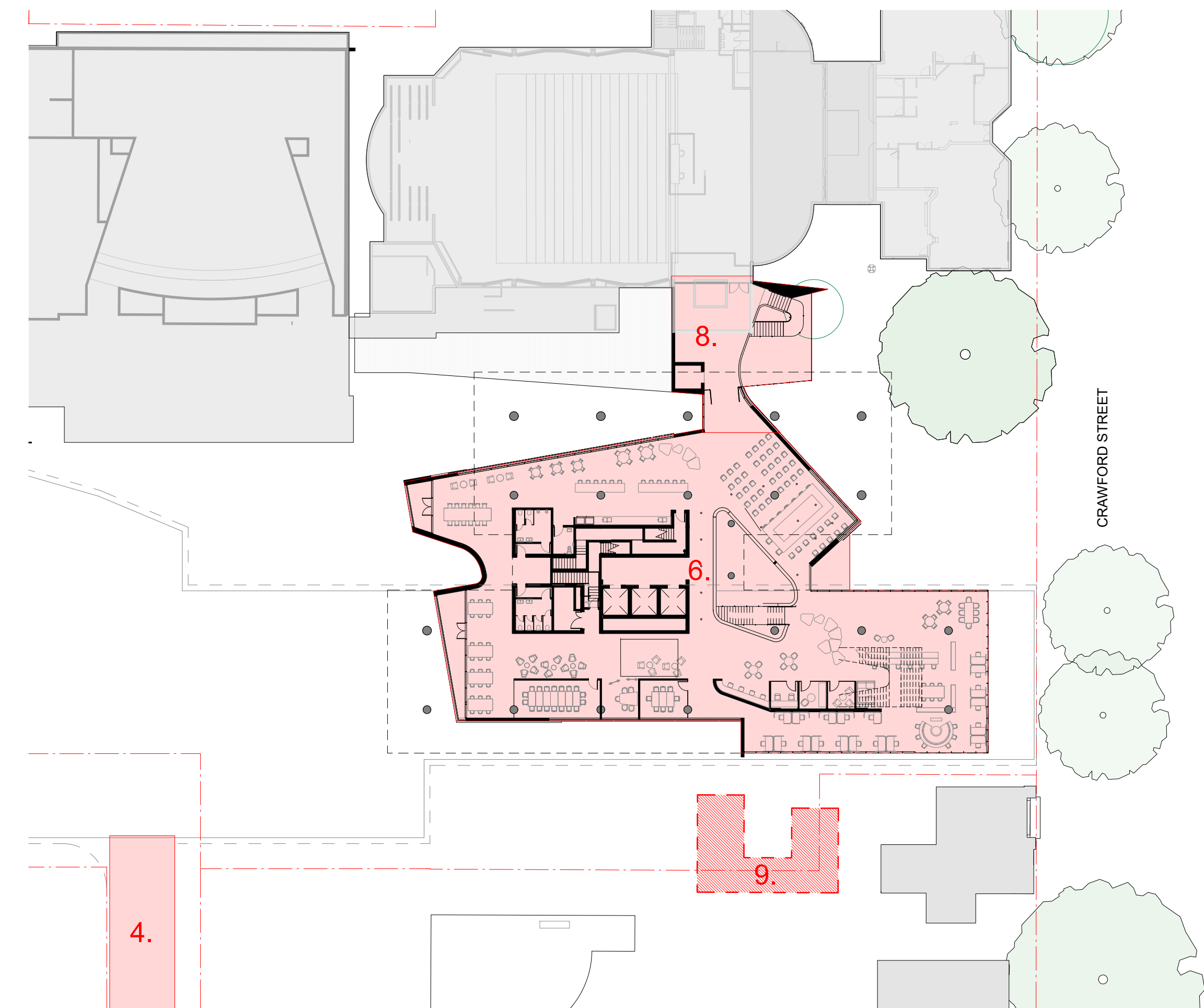
Drawing Title
DEMOLITION PLAN

Rev	Description	By	Date
1	DRAFT DA ISSUE	ZT	02.08.19
2	DA ISSUE	VJ	16.08.019
3	DA ISSUE	GOC	08.10.19
4	DA ISSUE	ZT	28.11.19
5	DA ISSUE	ZT	10.12.19
6	DA ISSUE	ZT	04.02.20

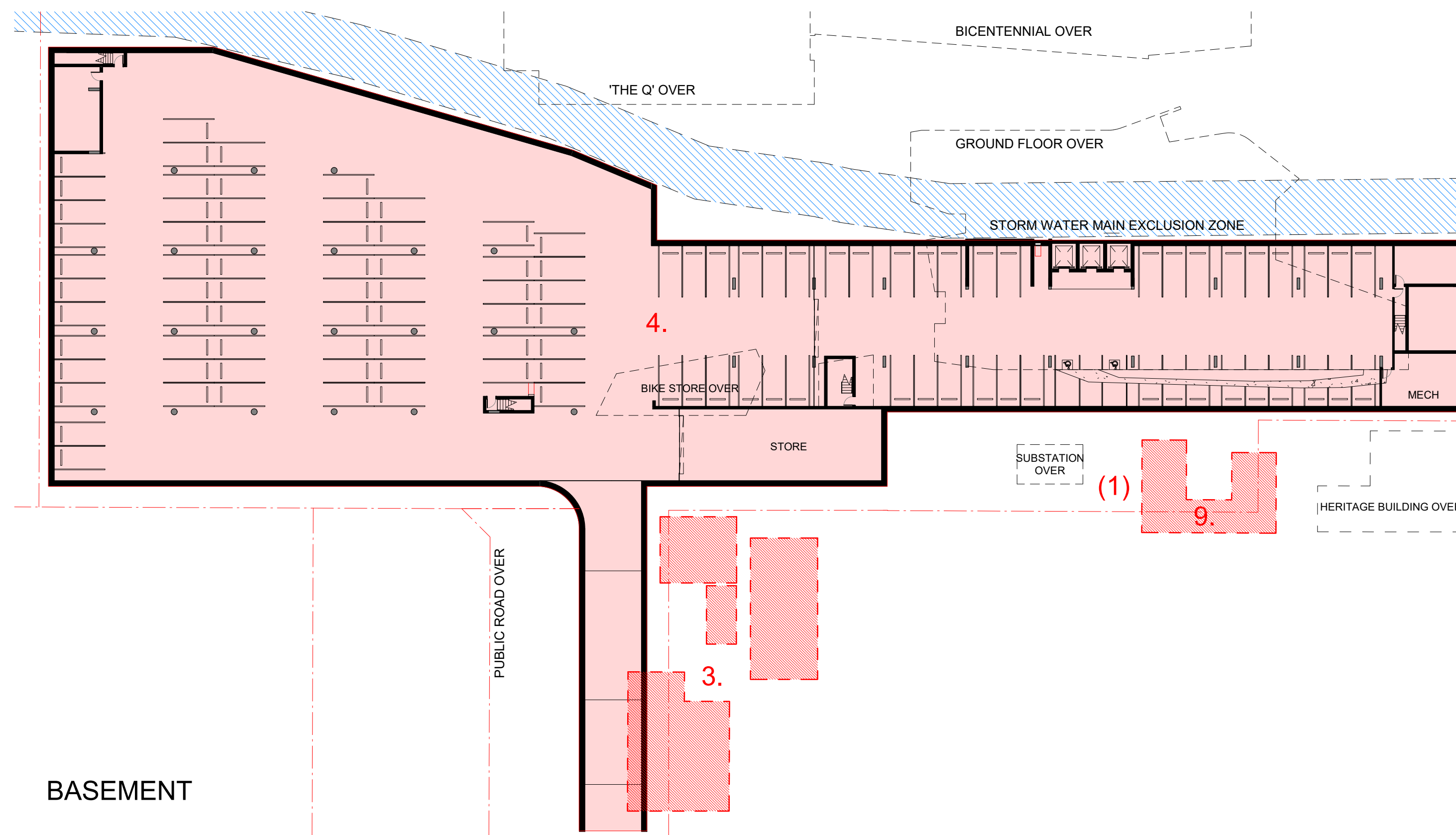




GROUND



MEZZANINE



BASEMENT

STAGING OF WORKS -

1. NEW SUBSTATION (TO SERVICE 257 CRAWFORD ST & ADJACENT BUILDINGS) CONSTRUCTED.
2. EXISTING SUBSTATIONS DEMOLISHED.
3. DEMOLITION OF IDENTIFIED EXISTING BUILDINGS ON 'LOT 2 DP 748338' & 'LOT 18 DP 548244', 10 RUTLEDGE ST.
4. BASEMENT CONSTRUCTION.
5. DEMOLITION RELATED TO BICENTENNIAL HALL & THE Q FOYER / LINK.
6. NEW BUILDING AT 257 CRAWFORD STREET CONSTRUCTION.
7. NEW BICENTENNIAL HALL / THE Q FOYER / GALLERY AT GROUND CONSTRUCTED.
8. MEZZ LINK FROM BICENTENNIAL TO 257 CRAWFORD STREET CONSTRUCTED.
9. DEMOLITION OF IDENTIFIED EXISTING BUILDINGS ON 'LOT 2 DP 1179998' (PART OF EXISTING DA).
10. BIKE STORE CONSTRUCTED.
11. SERVICE LANE CONSTRUCTED.
- 12a. CRAWFORD STREET PLAZA LANDSCAPE WORKS.
- 12b. THE Q / CIVIC DOMAIN / PUBLIC DOMAIN LANDSCAPE WORKS.
13. REGISTRATION OF SUBDIVISION.

NOTE: PROPOSED LOT BOUNDARIES SHOWN.
FOR EXISTING LOT BOUNDARIES REFER TO DA-10-01

FOR DA

Project Name
QCCP

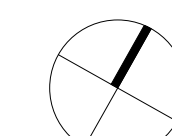
Drawing Number
DA-13-01

Drawing Title
STAGING PLAN

Date
04.02.20

Revision
6

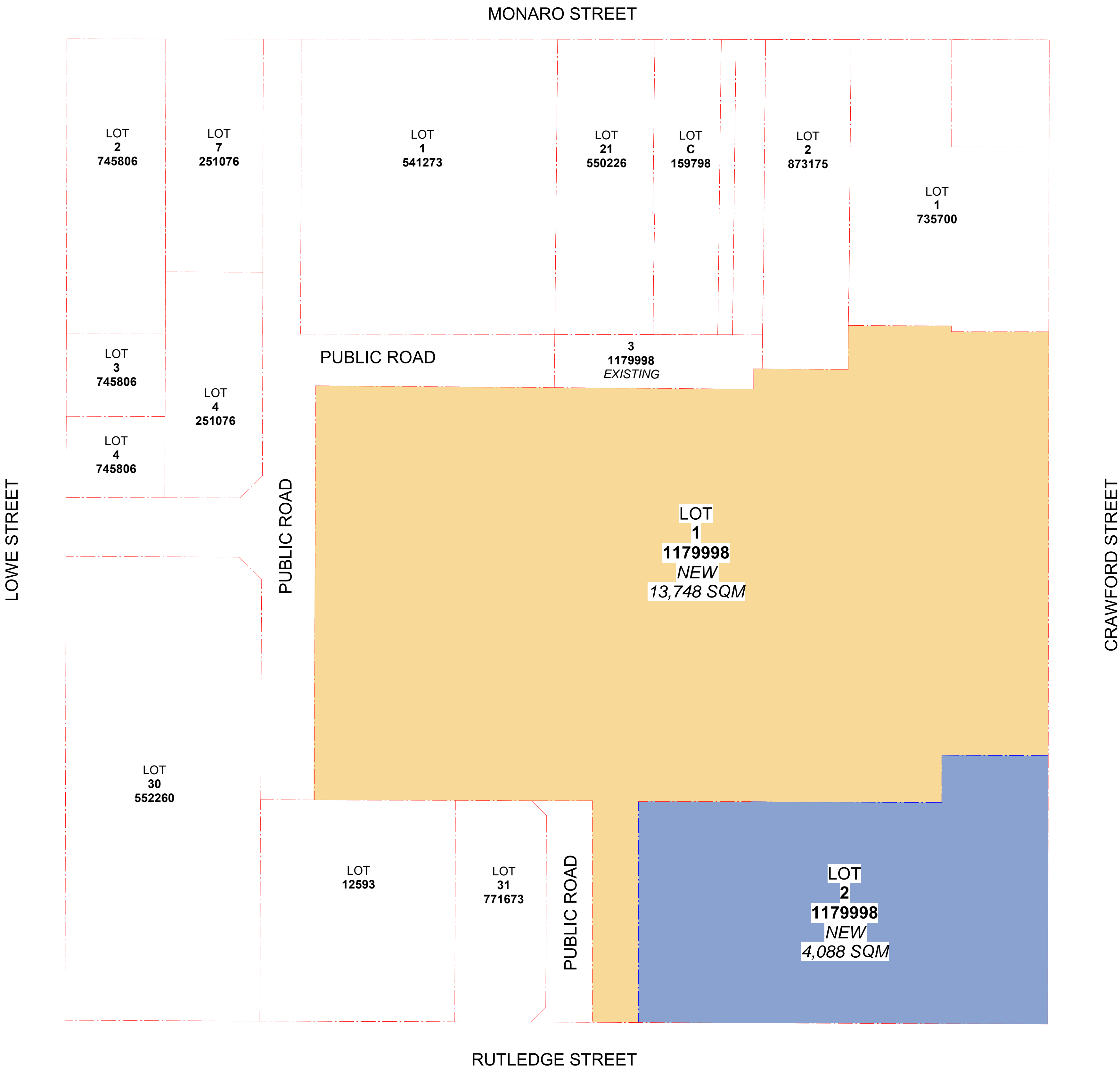
Rev	Description	By	Date
1	DRAFT DA ISSUE	ZT	02.08.19
2	DA ISSUE	VJ	16.08.019
3	DA ISSUE	GOC	08.10.19
4	DA ISSUE	ZT	28.11.19
5	DA ISSUE	ZT	10.12.19
6	DA ISSUE	ZT	04.02.20



1 : 400 @ A1

© Cox Architecture PTY LTD
1/19 Eastlake Parade
Kingston ACT 2604 Australia
T + 612 6239 6255
www.coxarchitecture.com.au

COX



NOTE - SUBDIVISION
REGISTRATION TO OCCUR ONLY
FOLLOWING DEMOLITION OF
EXISTING BUILDINGS ON CURRENT
LOTS 18/548244 AND NON
HERITAGE ON LOT 2/1179998
(REFER DA15-01)

ACCESS TO THE PUBLIC ROAD IS
GRANTED USING SECTION 88B
WITH RIGHT OF WAY ACCESS
FROM CRAWFORD STREET &
RUTLEDGE STREET VIA LOT 1

FOR DA

--- EXISTING BOUNDARY LINE RETAINED
--- NEW BOUNDARY LINE

NOTES:
1. ALL DIMENSIONS & NEW LOT AREAS ARE APPROXIMATE &
NEED TO BE CONFIRMED BY A QUALIFIED SURVEYOR

Project Name

QCCP

Drawing Number

DA-10-02

Drawing Title

SUBDIVISION PLAN NEW

Rev Description

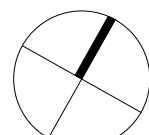
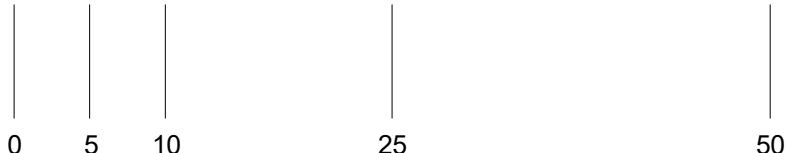
1 DRAFT DA ISSUE
2 DA ISSUE
3 DA ISSUE
4 DA ISSUE
5 DA ISSUE
6 DA ISSUE

By

ZT 02.08.19
VJ 16.08.019
GOC 08.10.19
ZT 11.11.19
ZT 28.11.19
ZT 10.12.19

Date

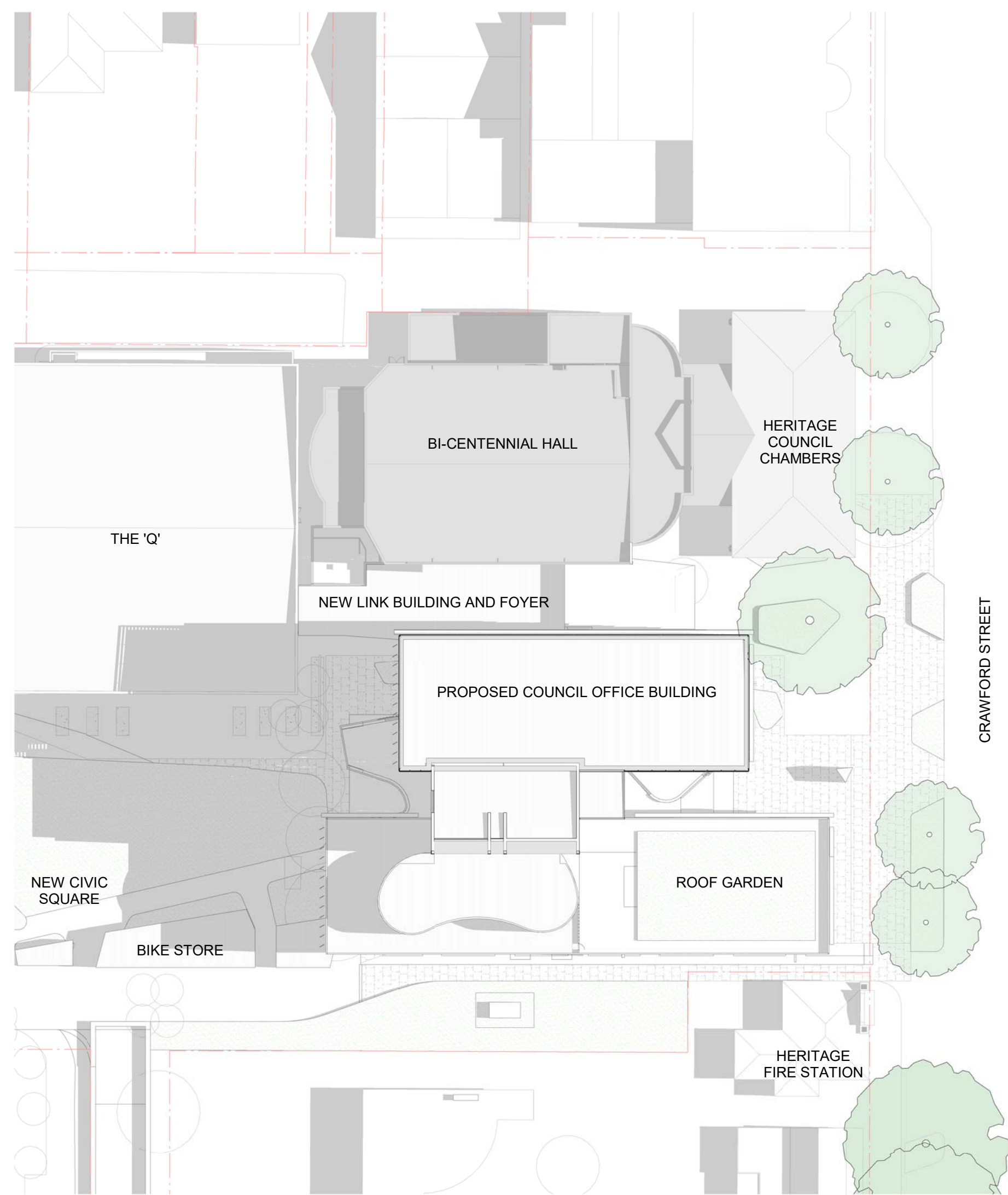
02.08.19
16.08.019
08.10.19
11.11.19
28.11.19
10.12.19



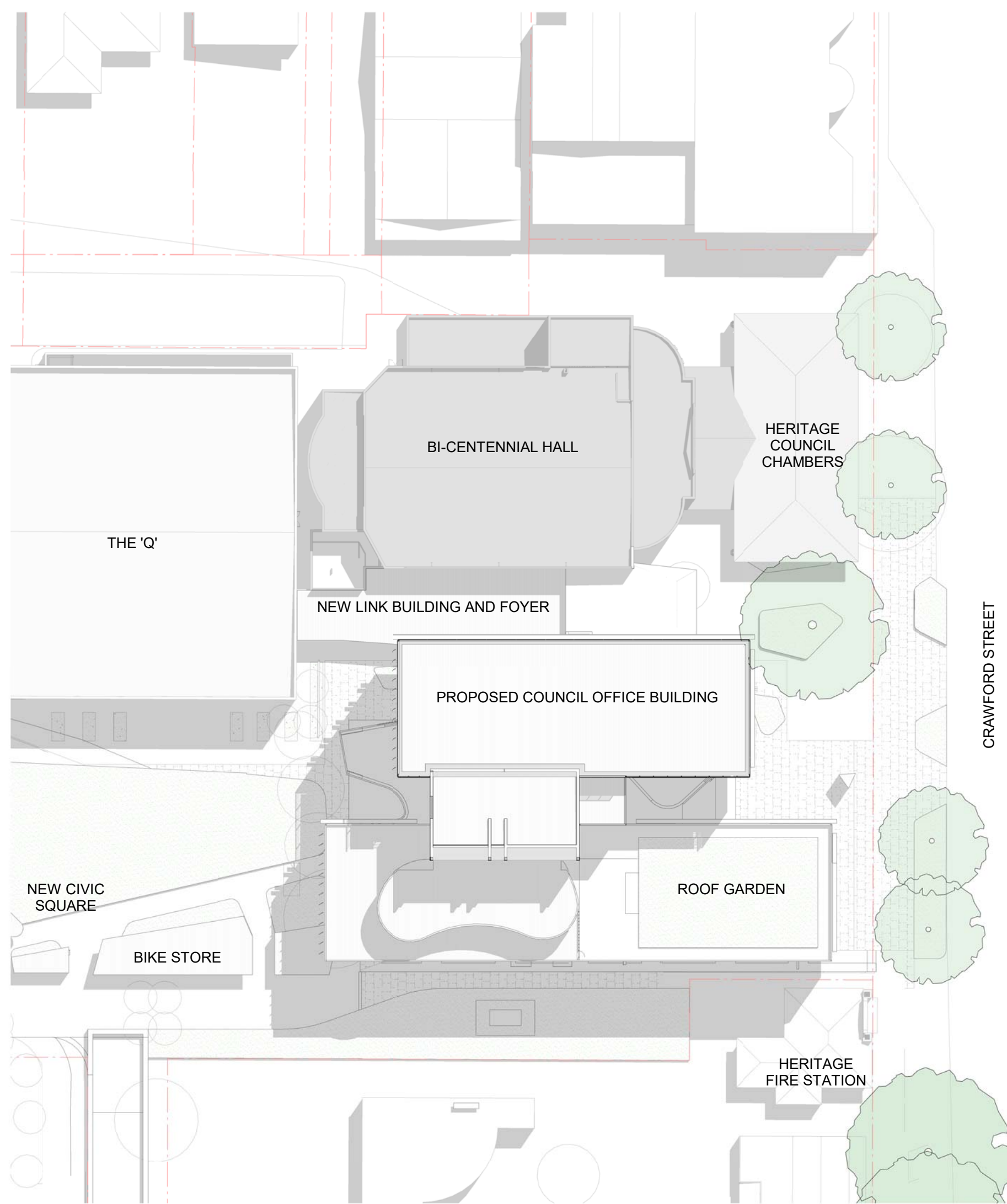
1 : 500 @ A1

© Cox Architecture PTY LTD
1/19 Eastlake Parade
Kingston ACT 2604 Australia
T + 612 6239 6255
www.coxarchitecture.com.au

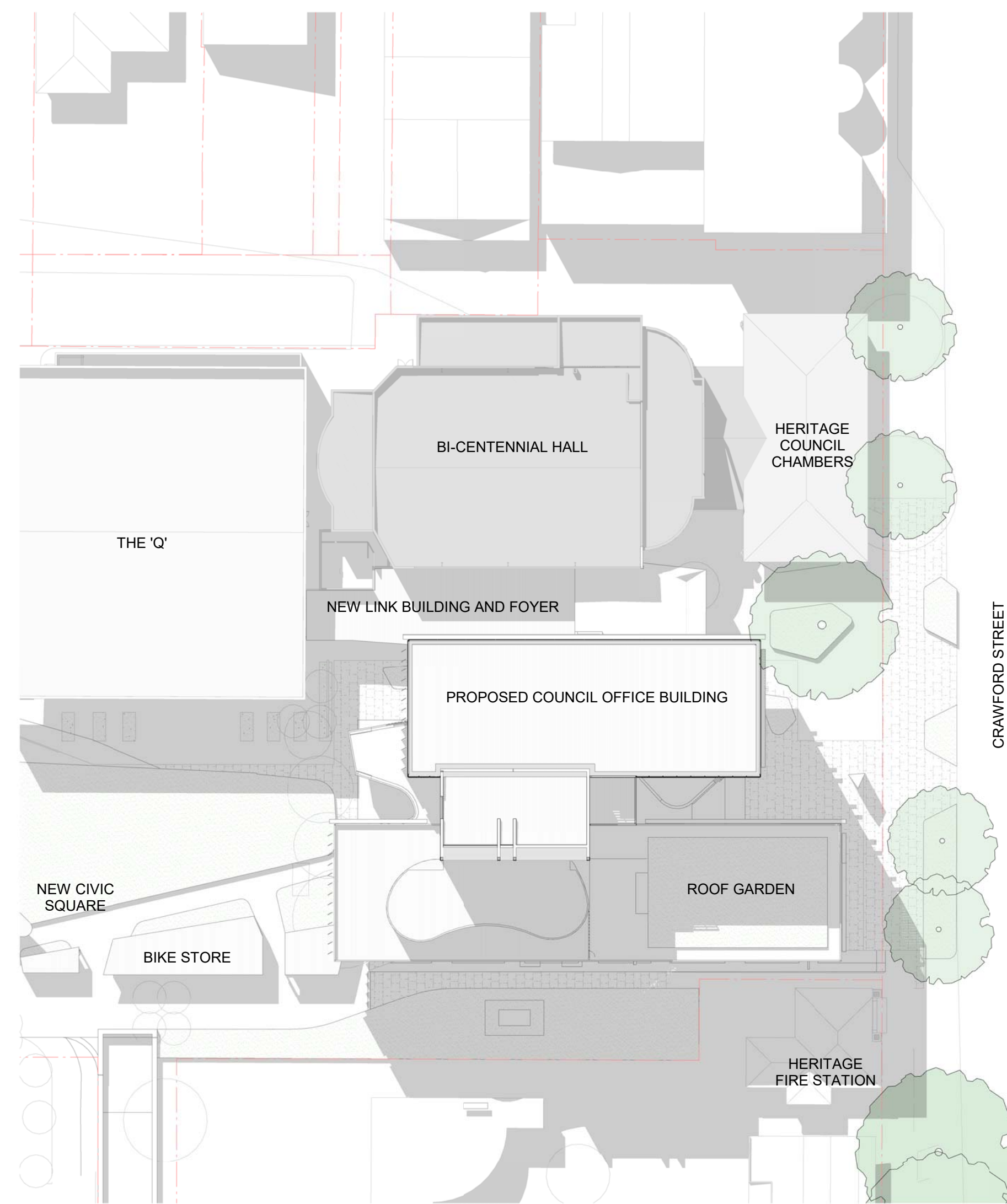
COX



EQUINOX - 9AM



EQUINOX - 12PM



EQUINOX - 3PM

FOR DA

Project Name

QCCP

Drawing Number

DA-71-02

Drawing Title

SHADOW DIAGRAMS - EQUINOX

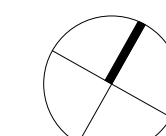
Rev Description

1 DRAFT DA ISSUE
2 DA ISSUE
3 DA ISSUE
4 DA ISSUE
5 DA ISSUE

By

ZT 02.08.19
VJ 16.08.019
GOC 08.10.19
ZT 28.11.19
ZT 10.12.19

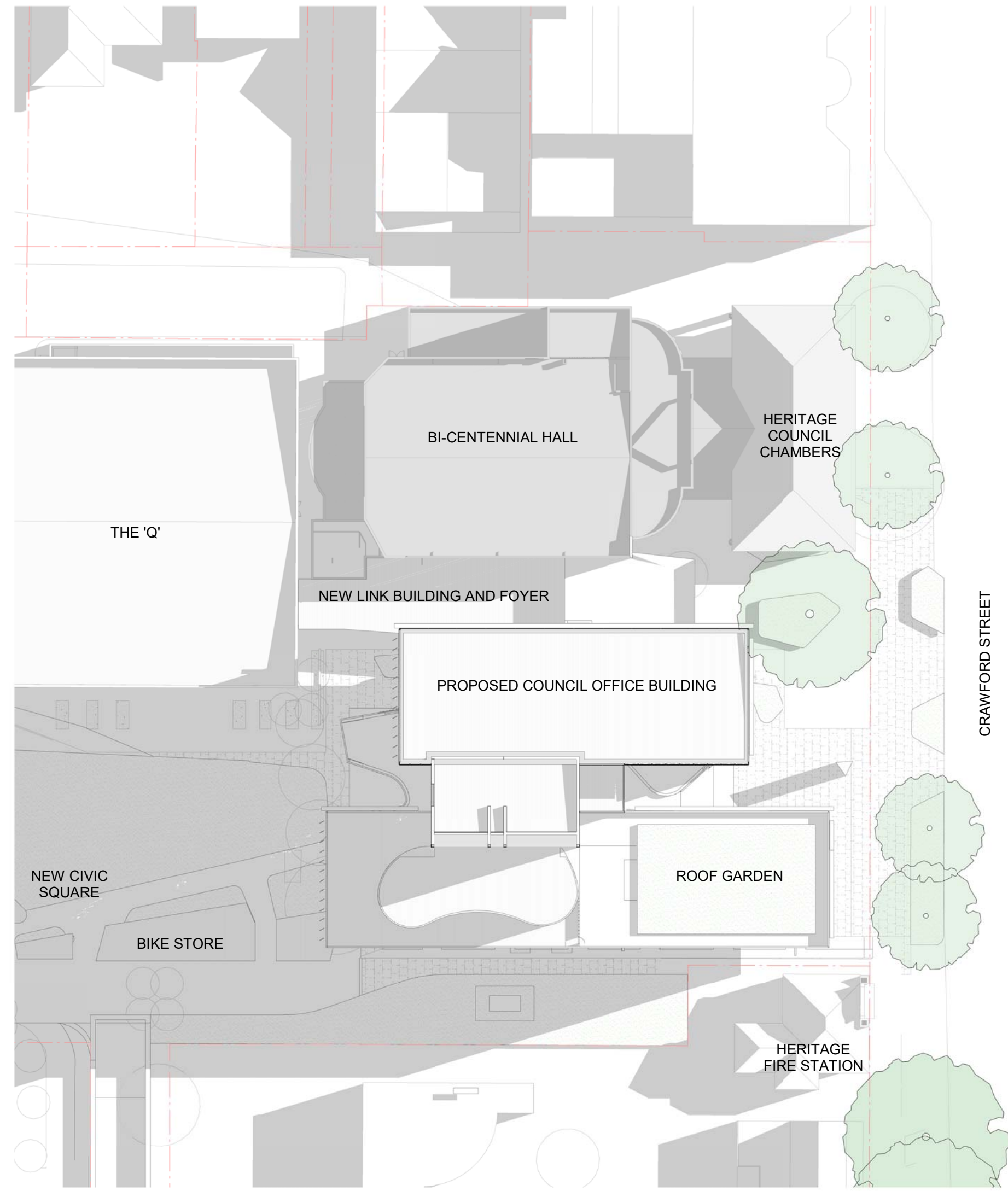
Date



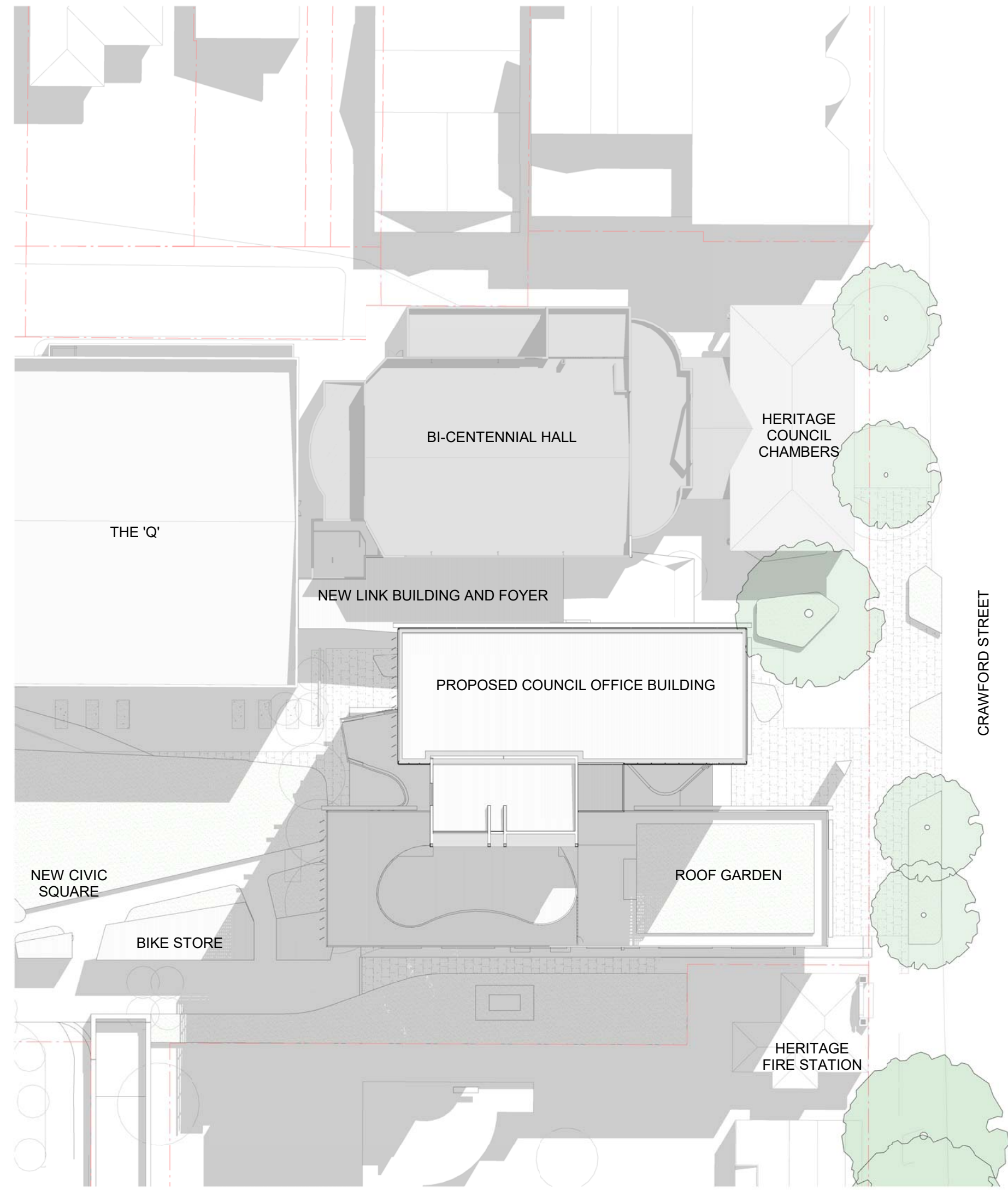
1 : 500 @ A1

© Cox Architecture PTY LTD
1/19 Eastlake Parade
Kingston ACT 2604 Australia
T + 612 6239 6255
www.coxarchitecture.com.au

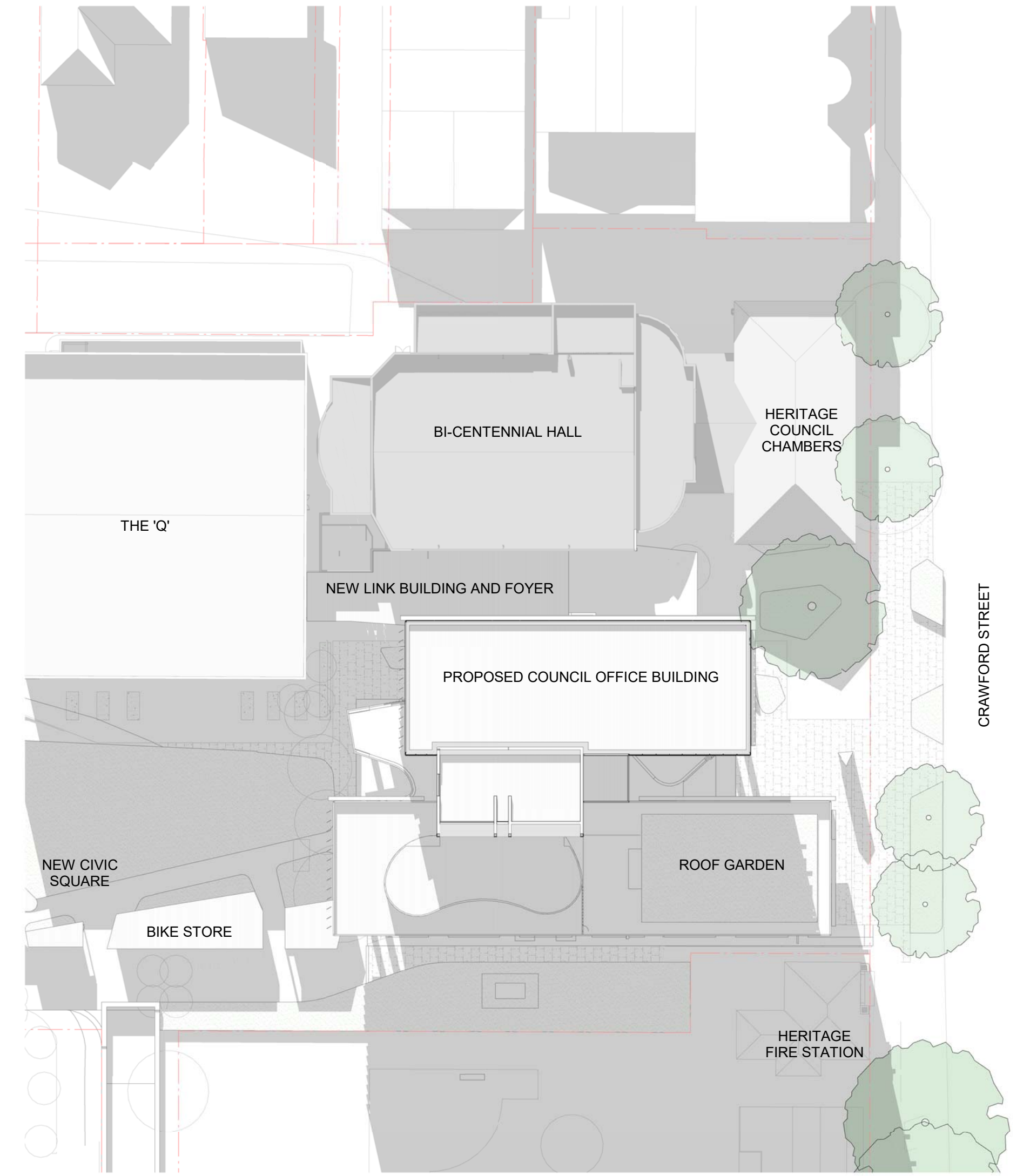
COX



WINTER SOLSTICE - 9AM

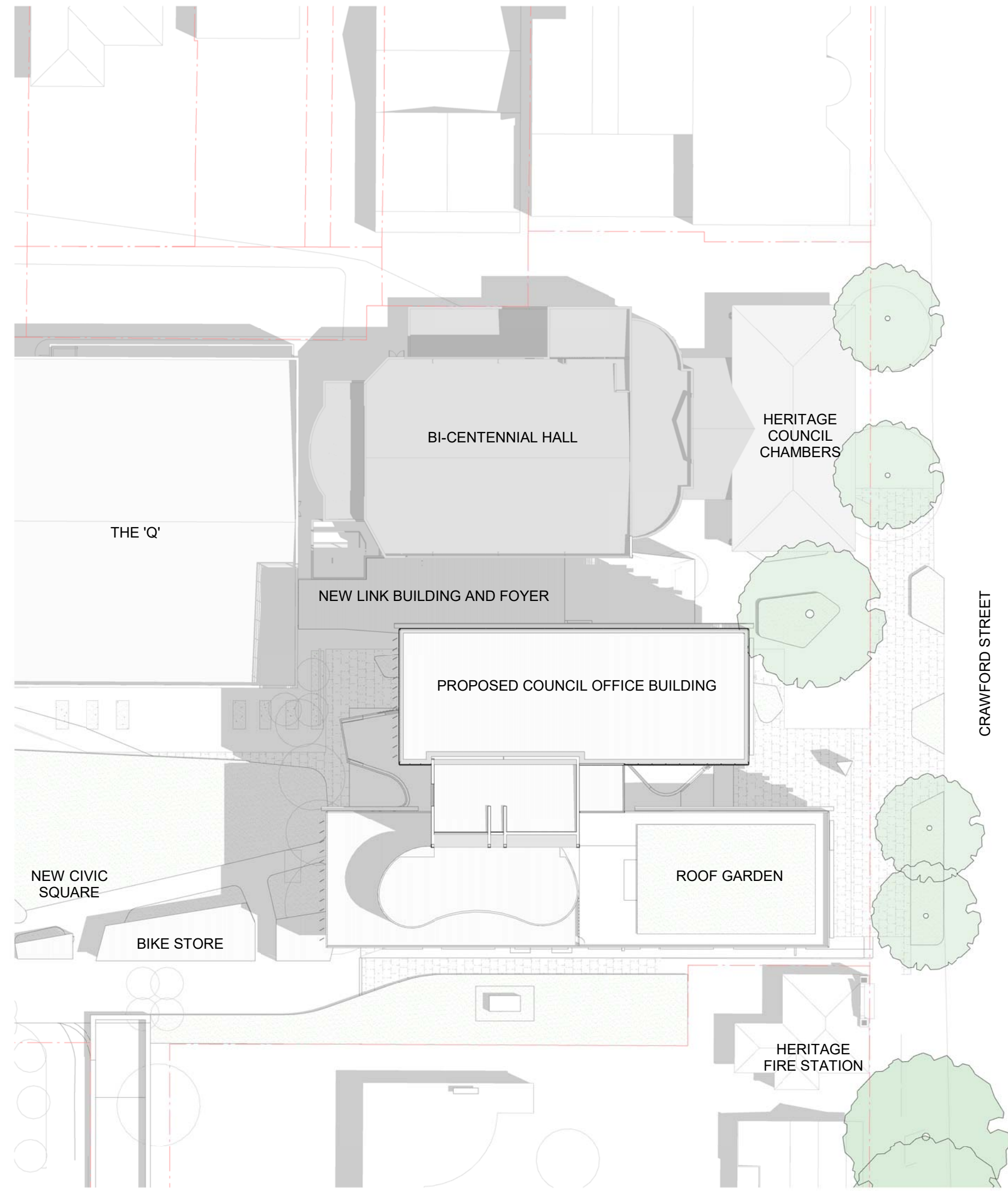


WINTER SOLSTICE - 12PM

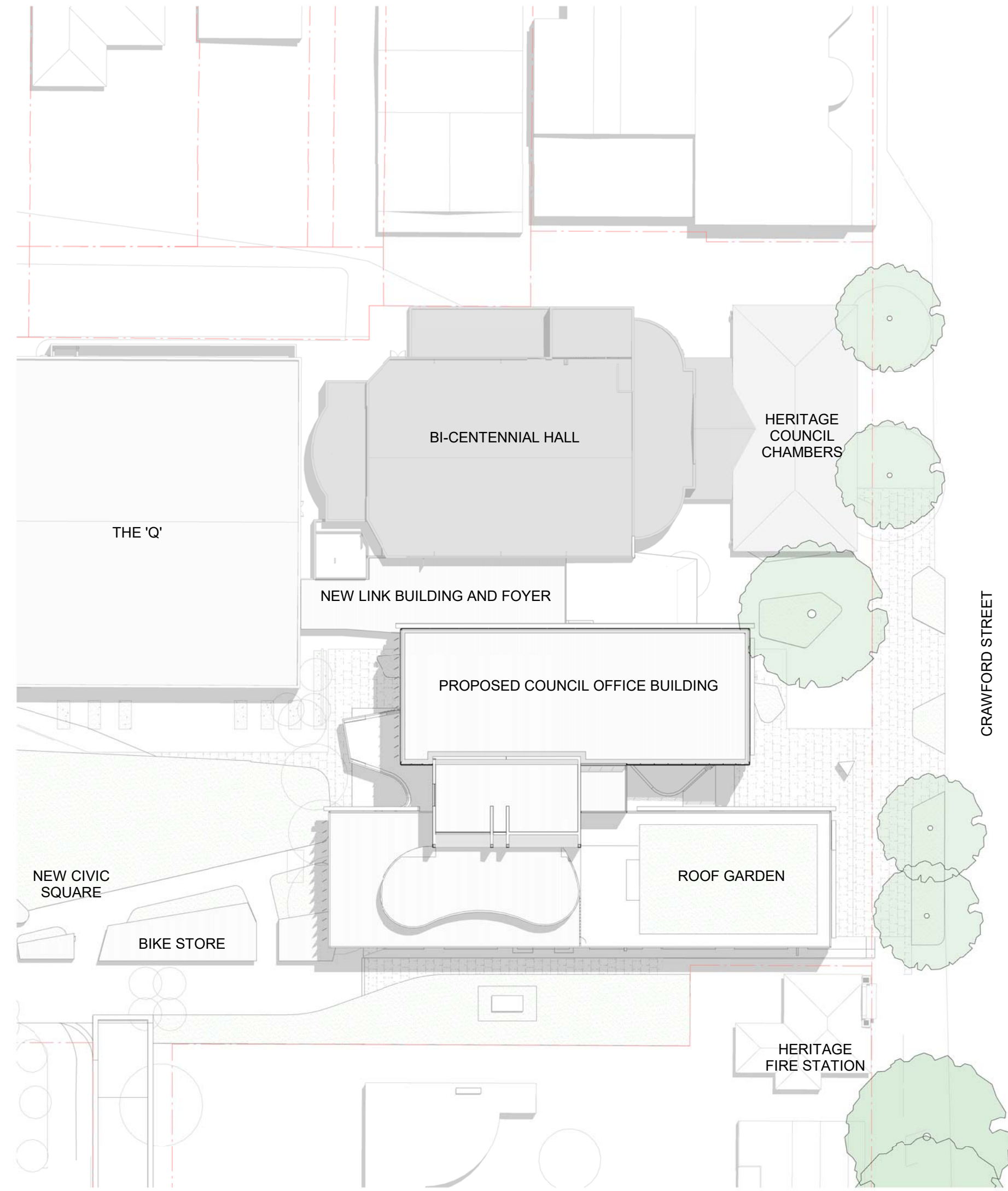


WINTER SOLSTICE - 3PM

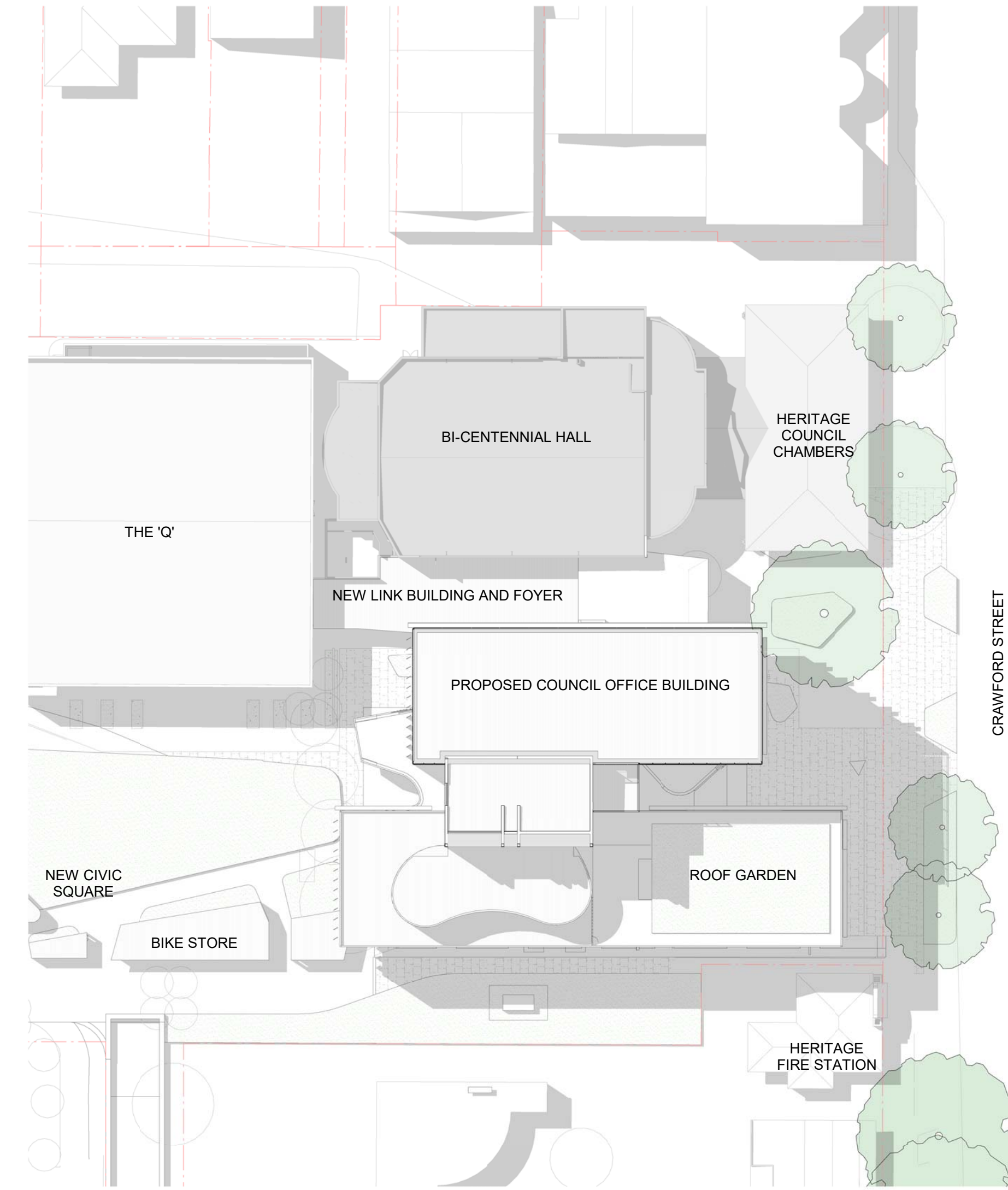
FOR DA



SUMMER SOLSTICE - 9AM



SUMMER SOLSTICE - 12PM



SUMMER SOLSTICE - 3PM

FOR DA

Project Name

QCCP

Drawing Number

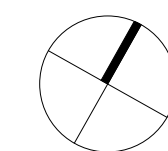
DA-71-01

Drawing Title

**SHADOW DIAGRAMS - SUMMER
SOLSTICE**

Rev	Description
1	DRAFT DA ISSUE
2	DA ISSUE
3	DA ISSUE
4	DA ISSUE
5	DA ISSUE

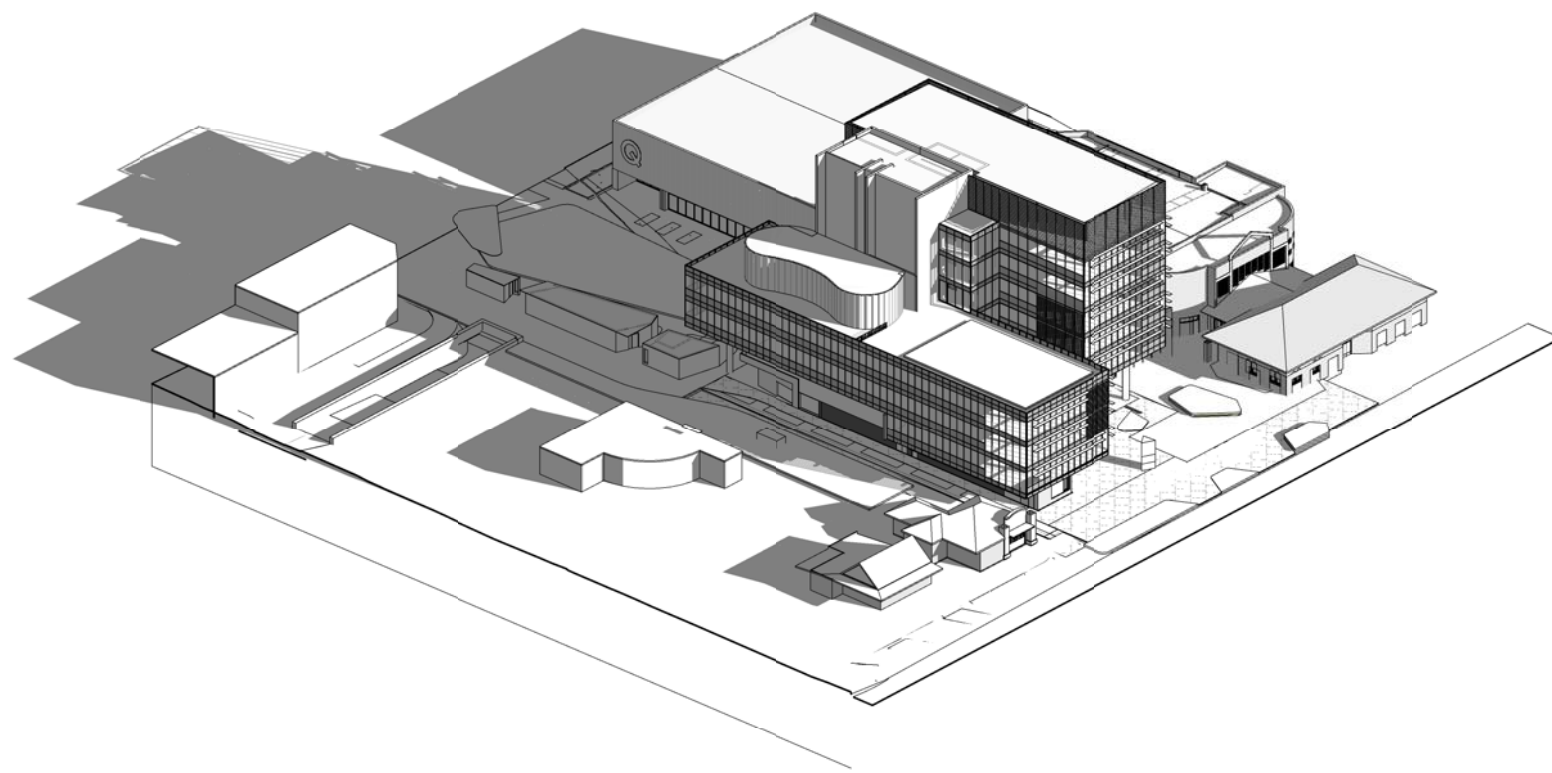
By	Date
ZT	02.08.19
VJ	16.08.019
GOC	08.10.19
ZT	28.11.19
ZT	10.12.19



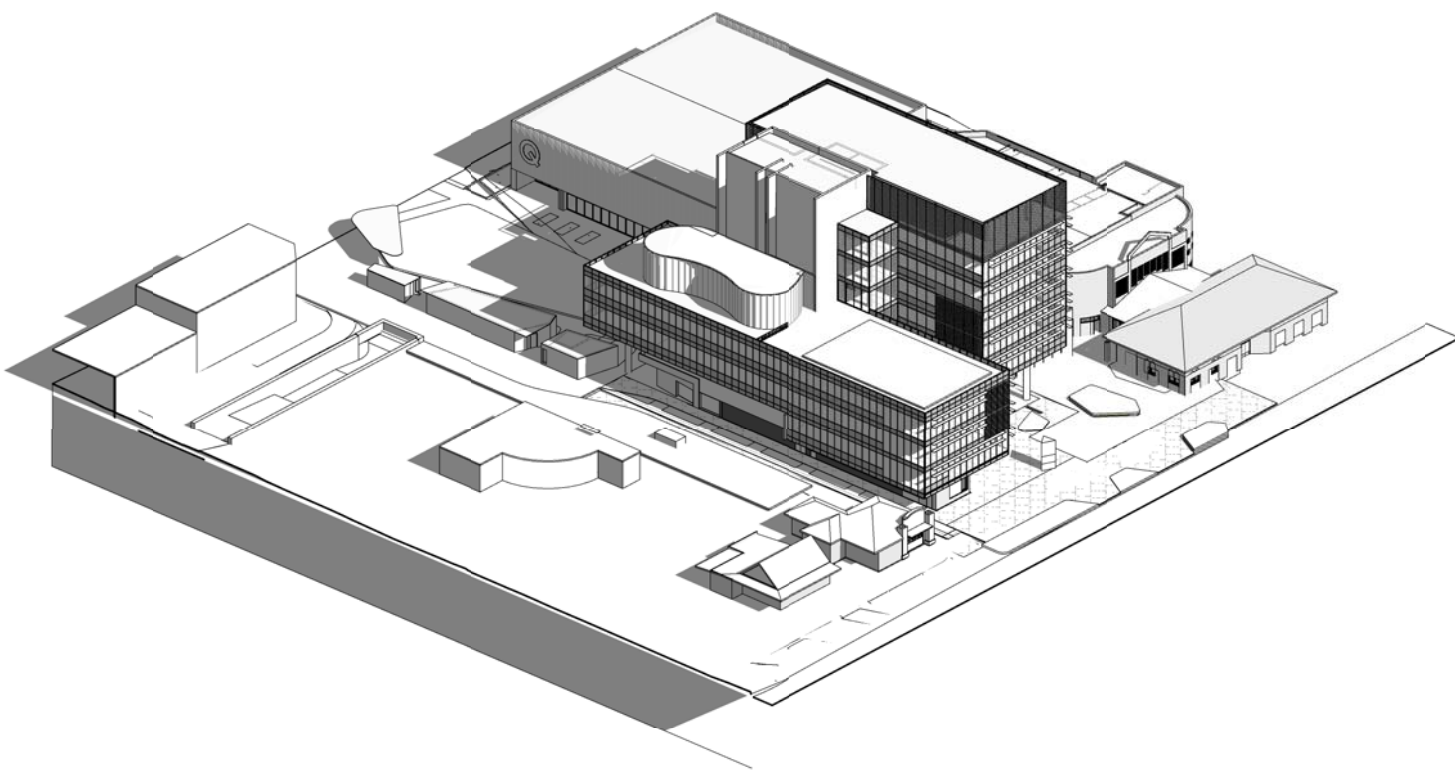
1 : 500 @ A1

© Cox Architecture PTY LTD
1/19 Eastlake Parade
Kingston ACT 2604 Australia
T + 612 6239 6255
www.coxarchitecture.com.au

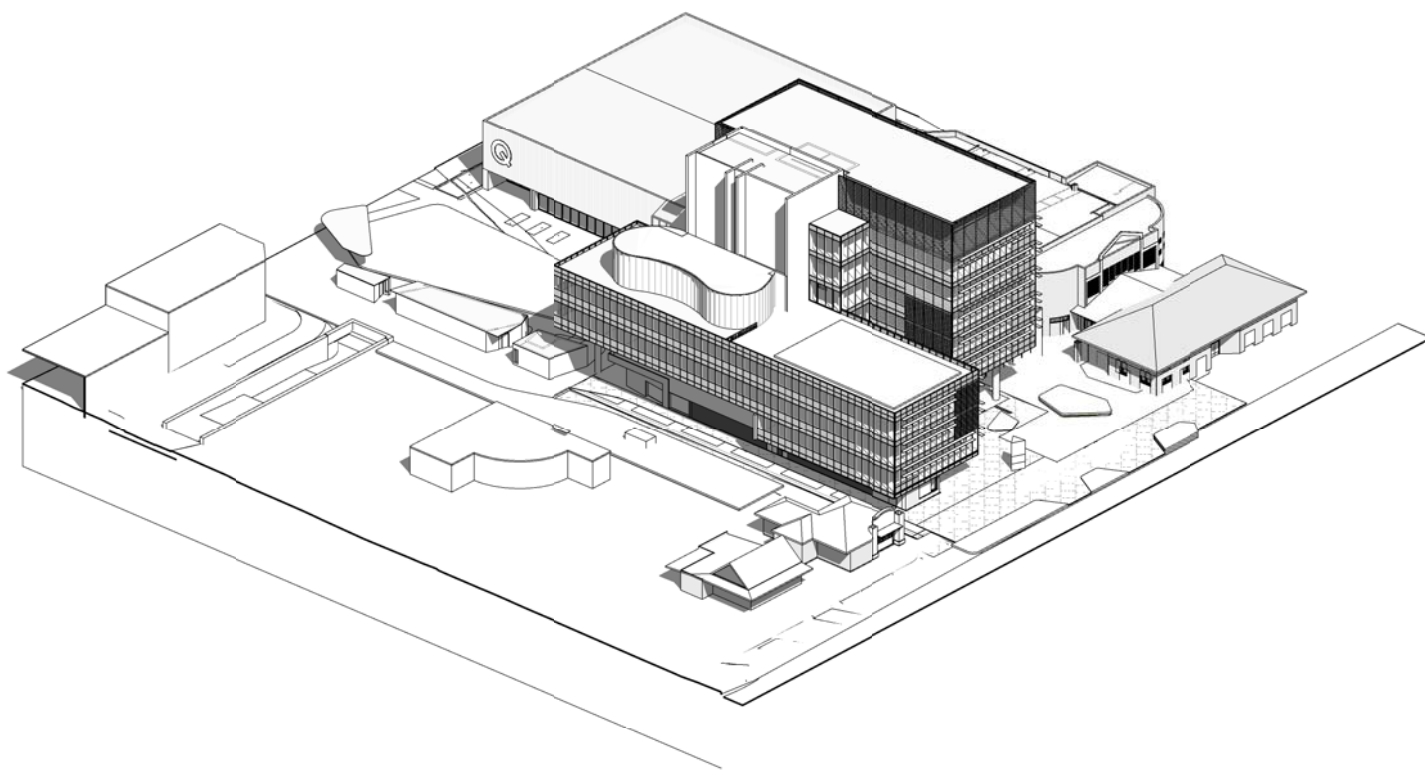
COX



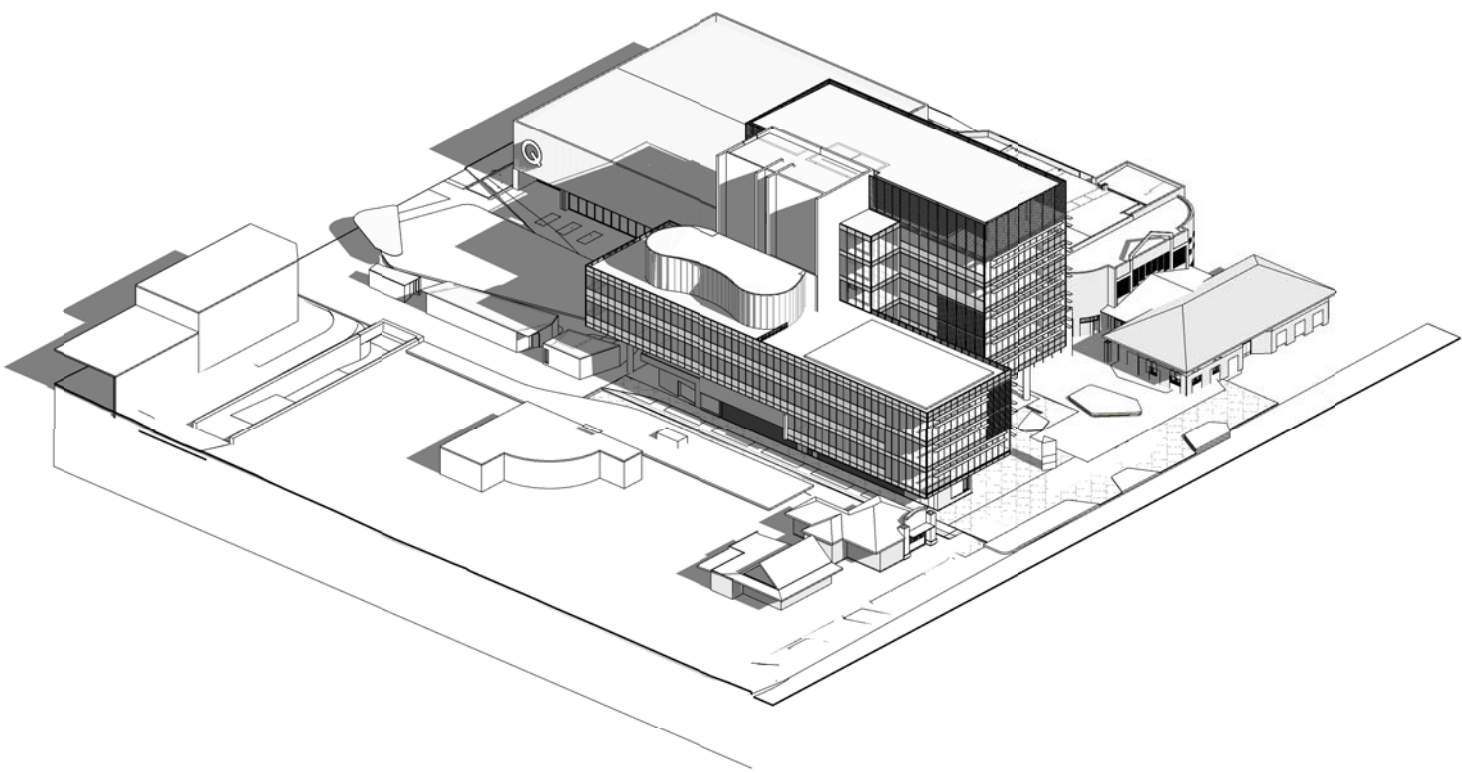
June 22, 0900



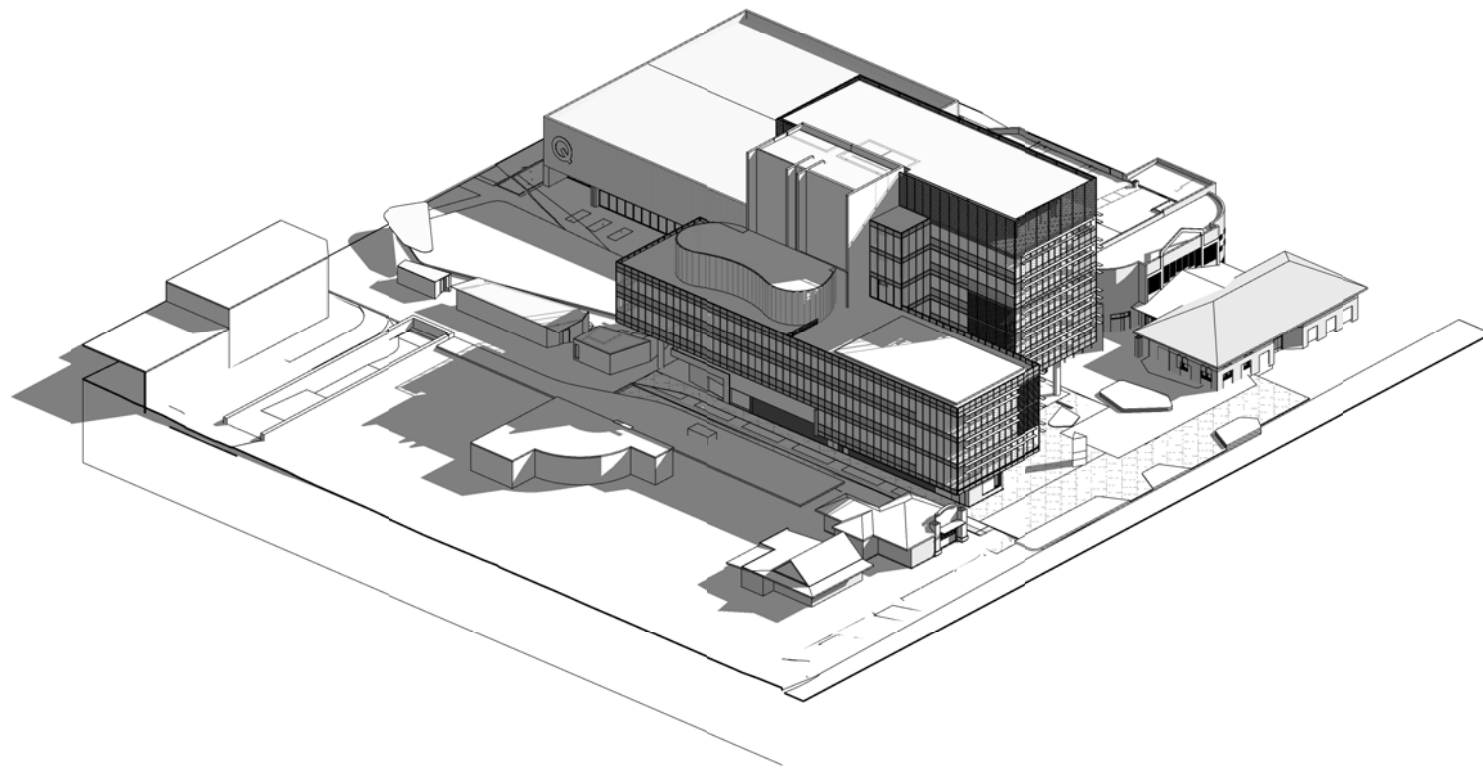
September 23, 0900




December 22, 0900



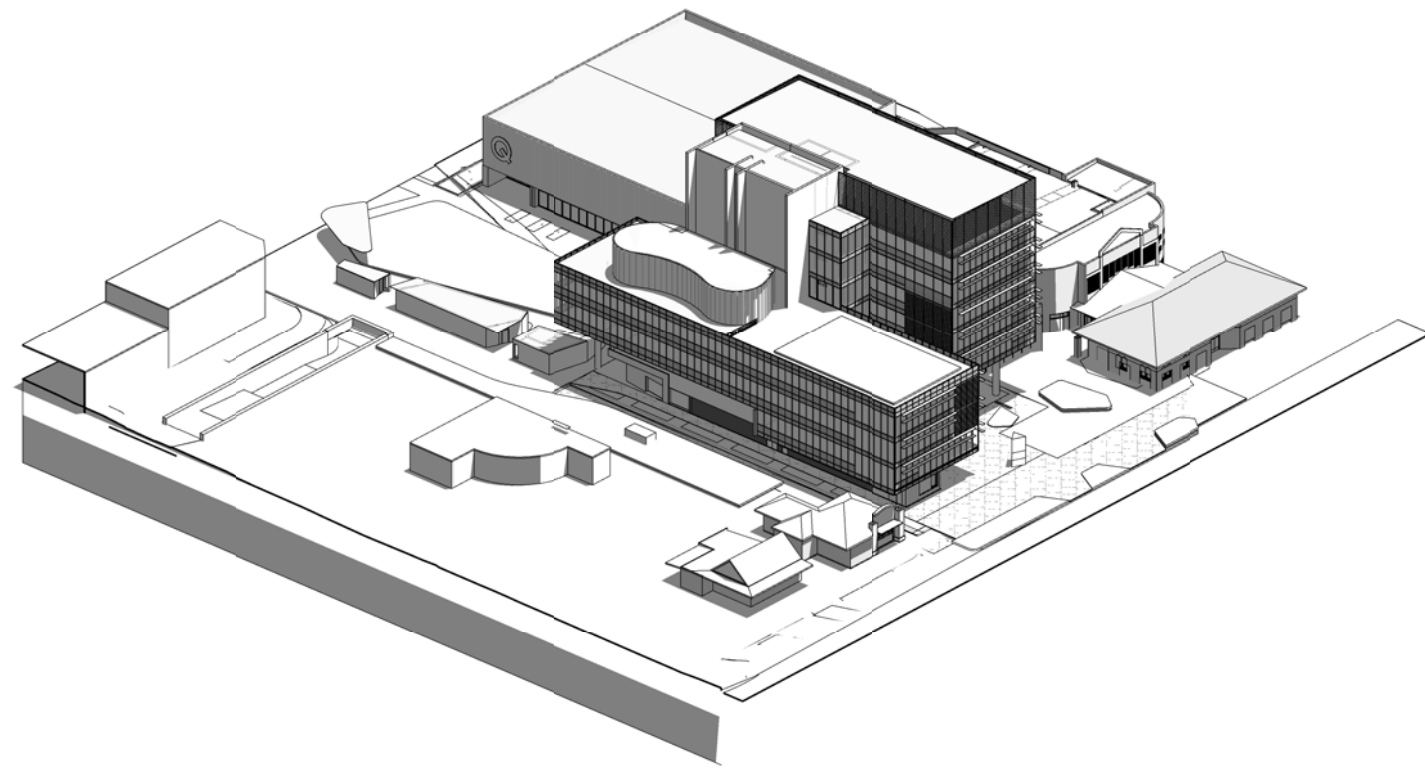
March 21, 0900




June 22, 1200



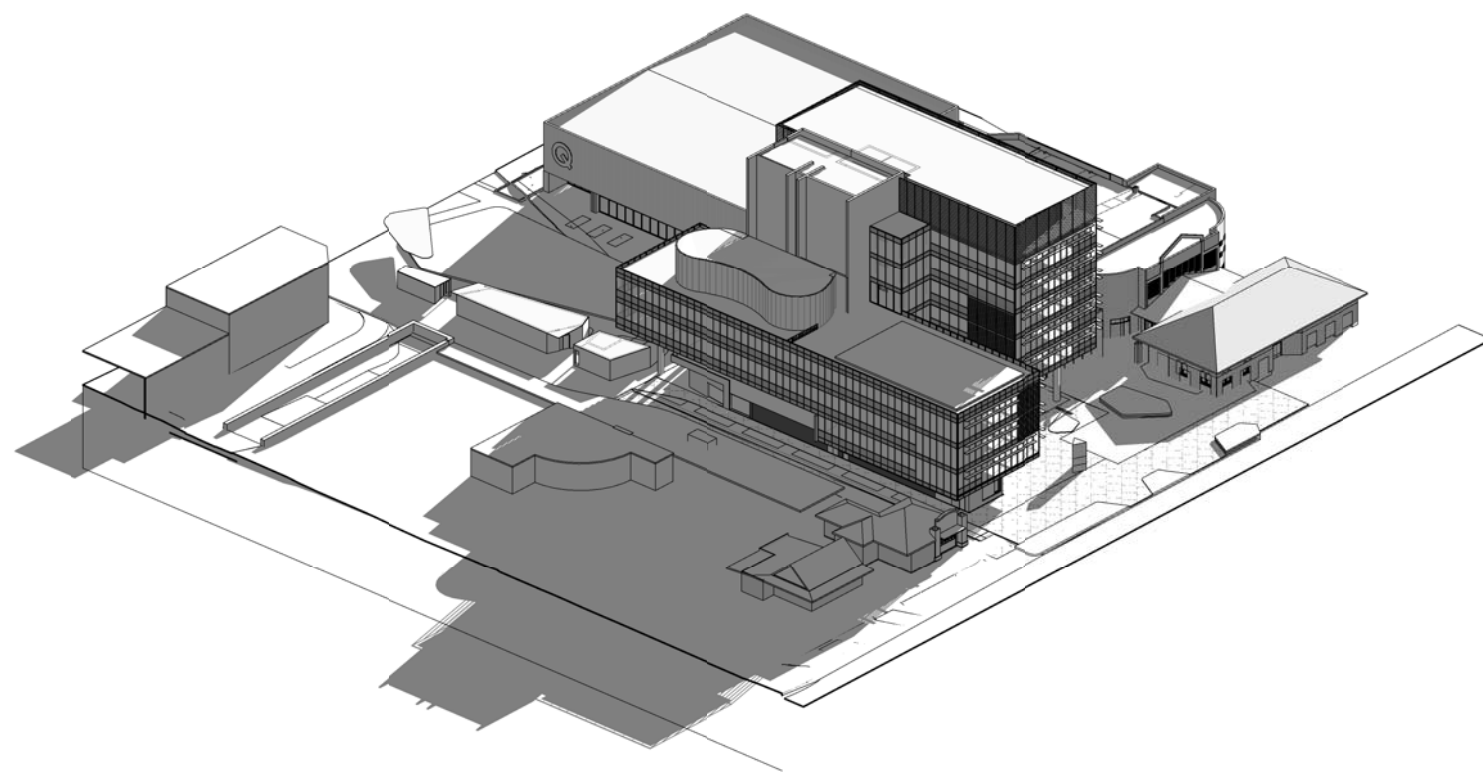
September 23, 1200



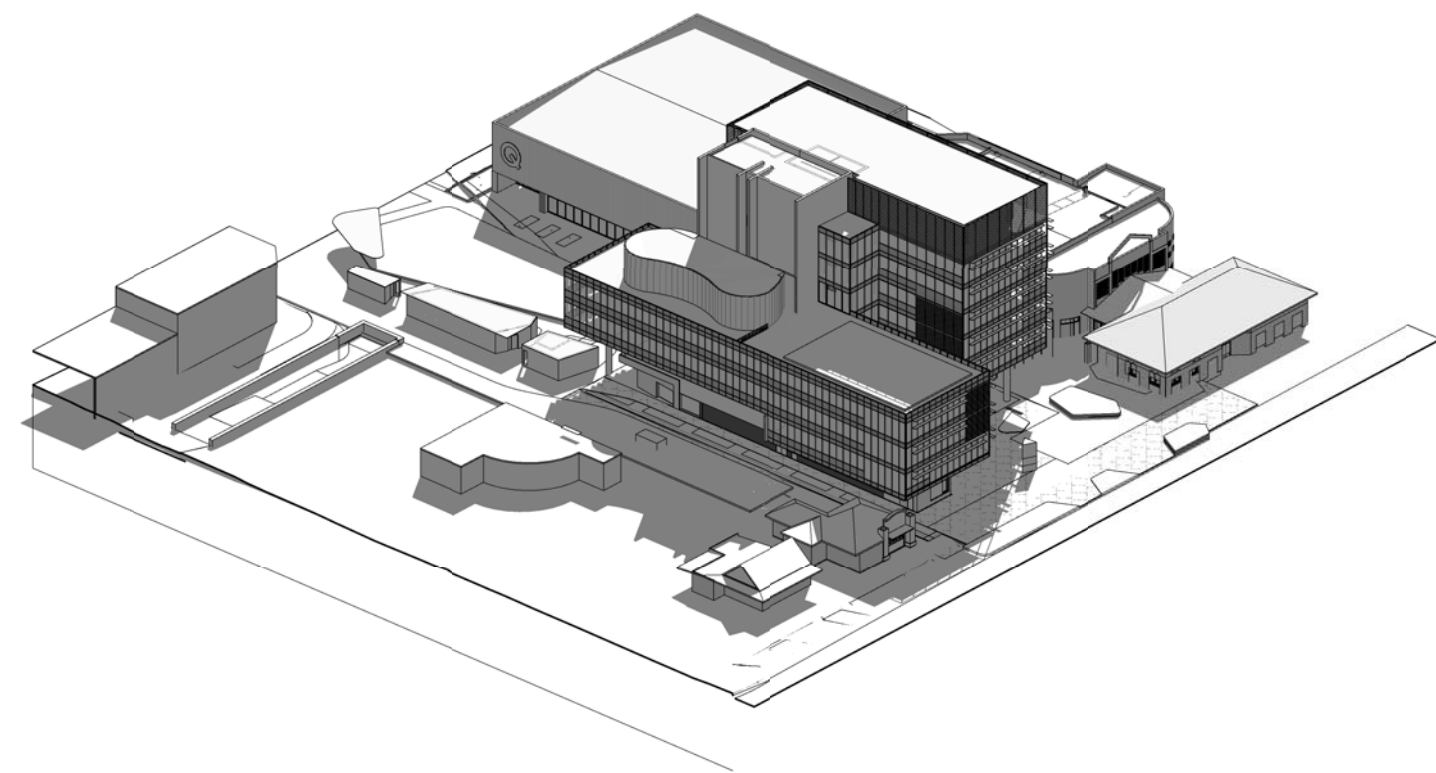
December 22, 1200



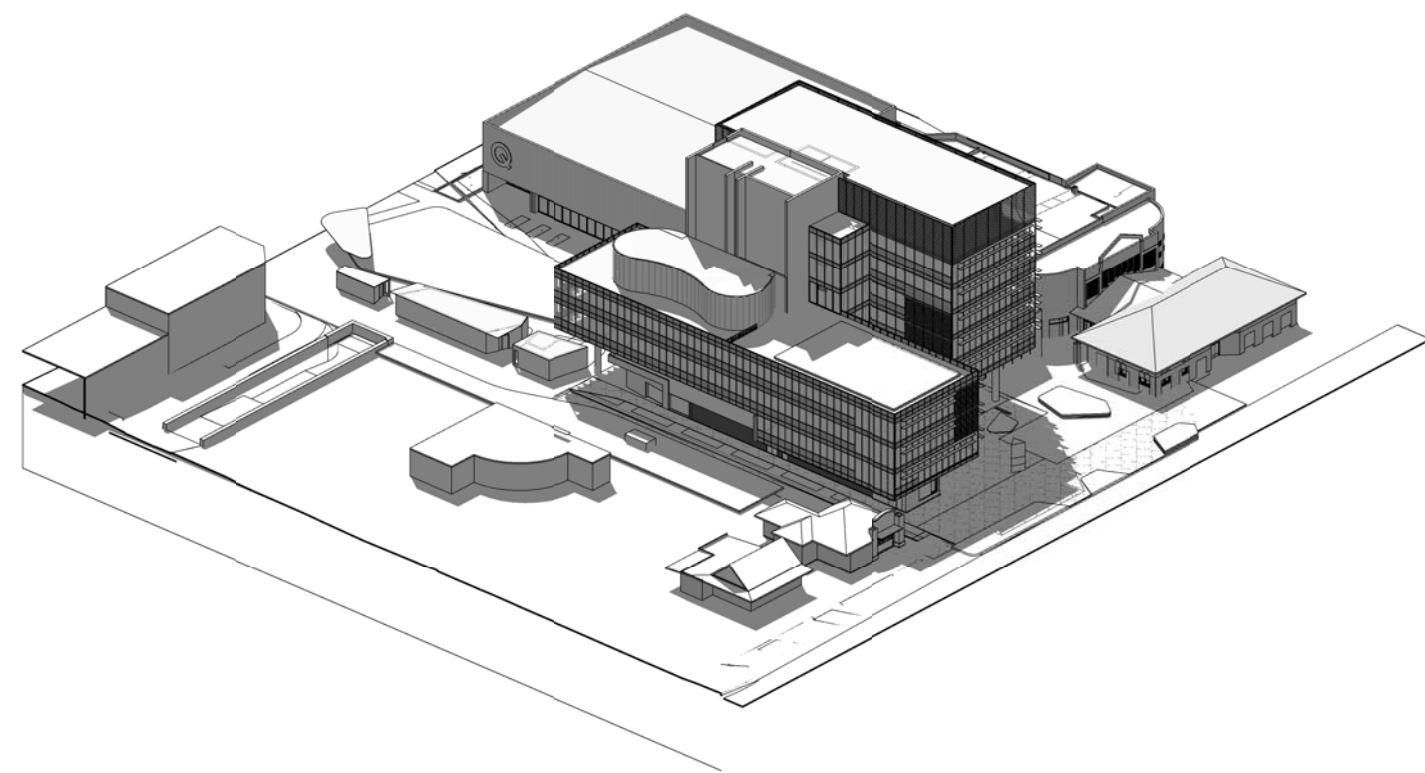
March 21, 1200



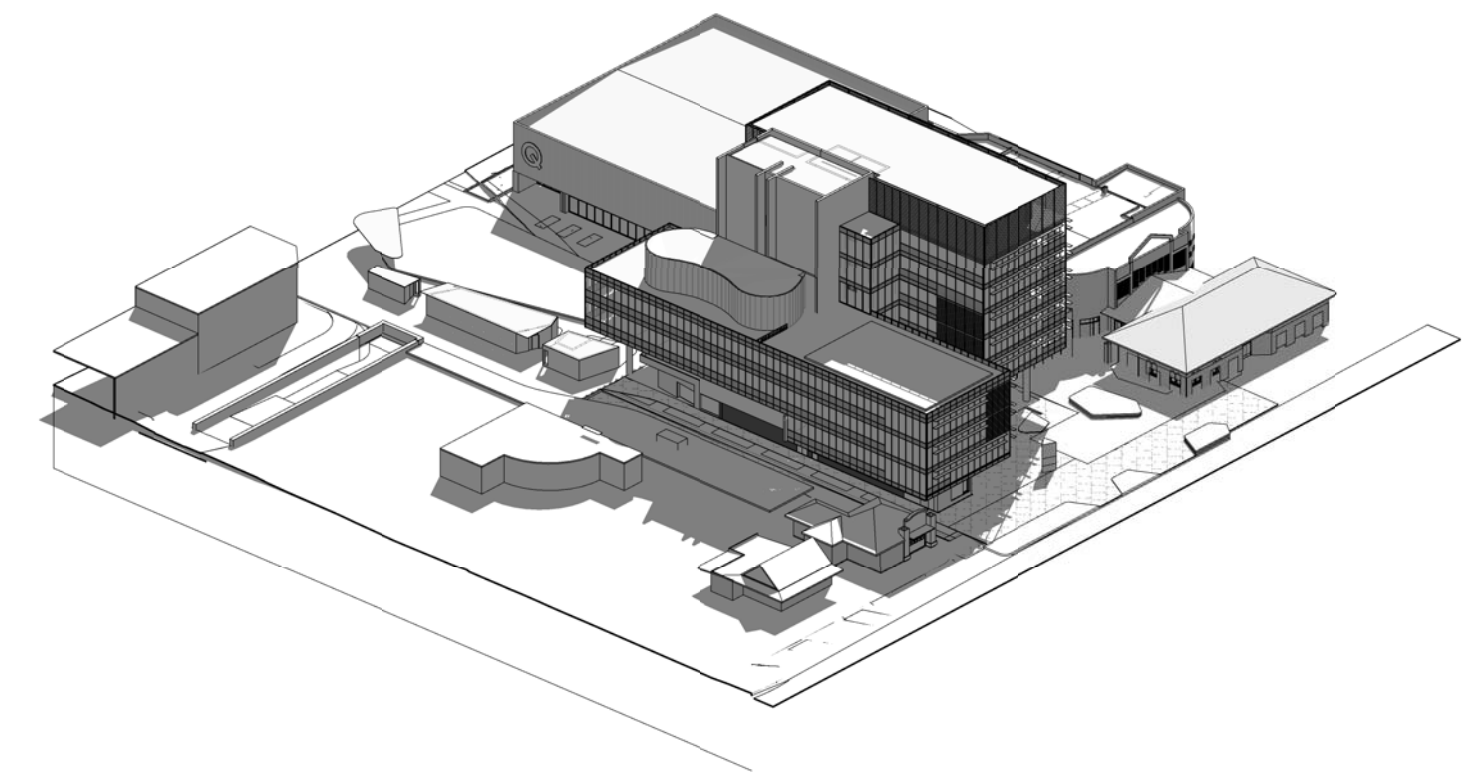
June 22, 1500



September 23, 1500

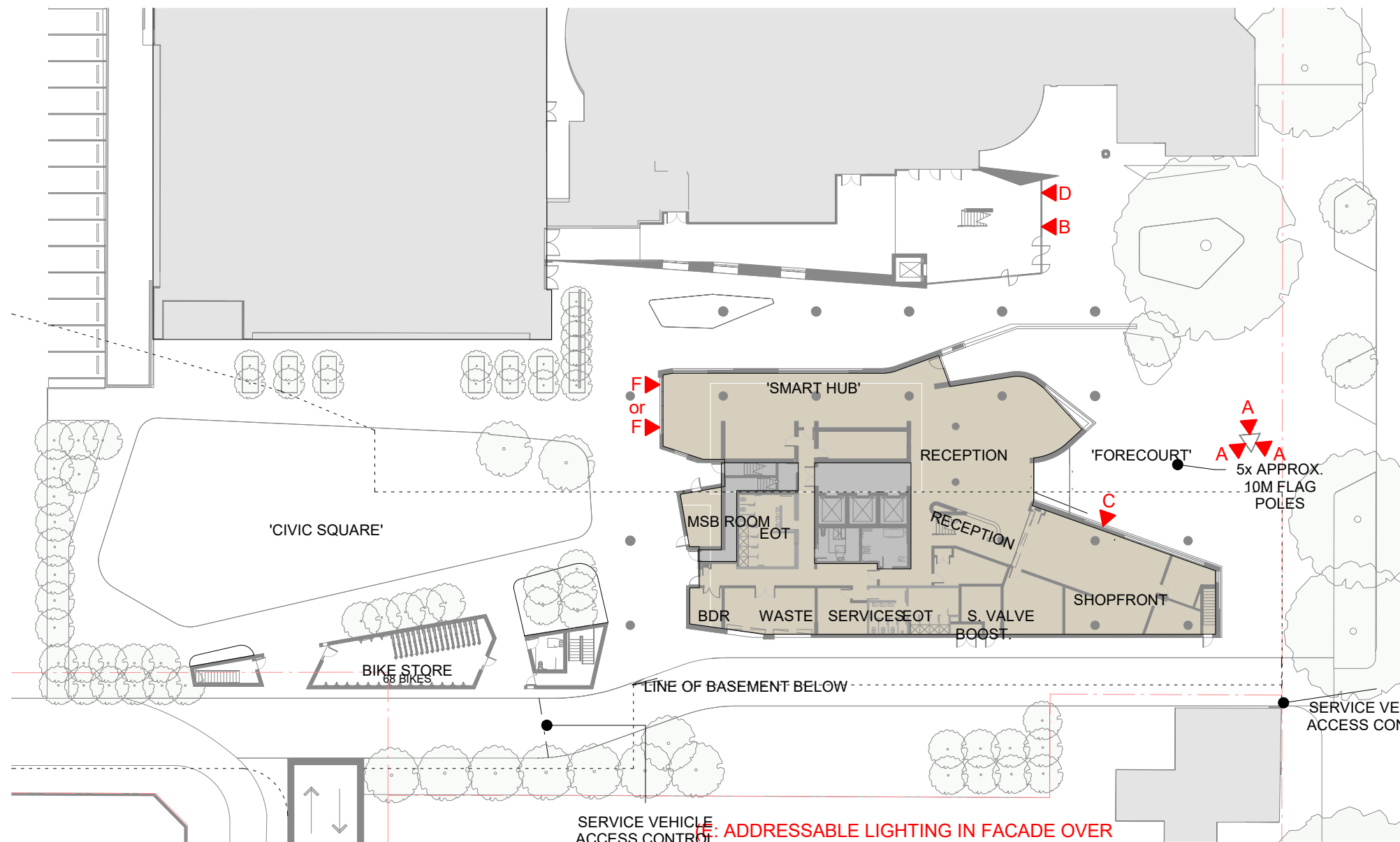


December 22, 1500



March 21, 1500

FOR DA



KEY PLAN



CRAWFORD ST VIEW




CIVIC PLAZA VIEW



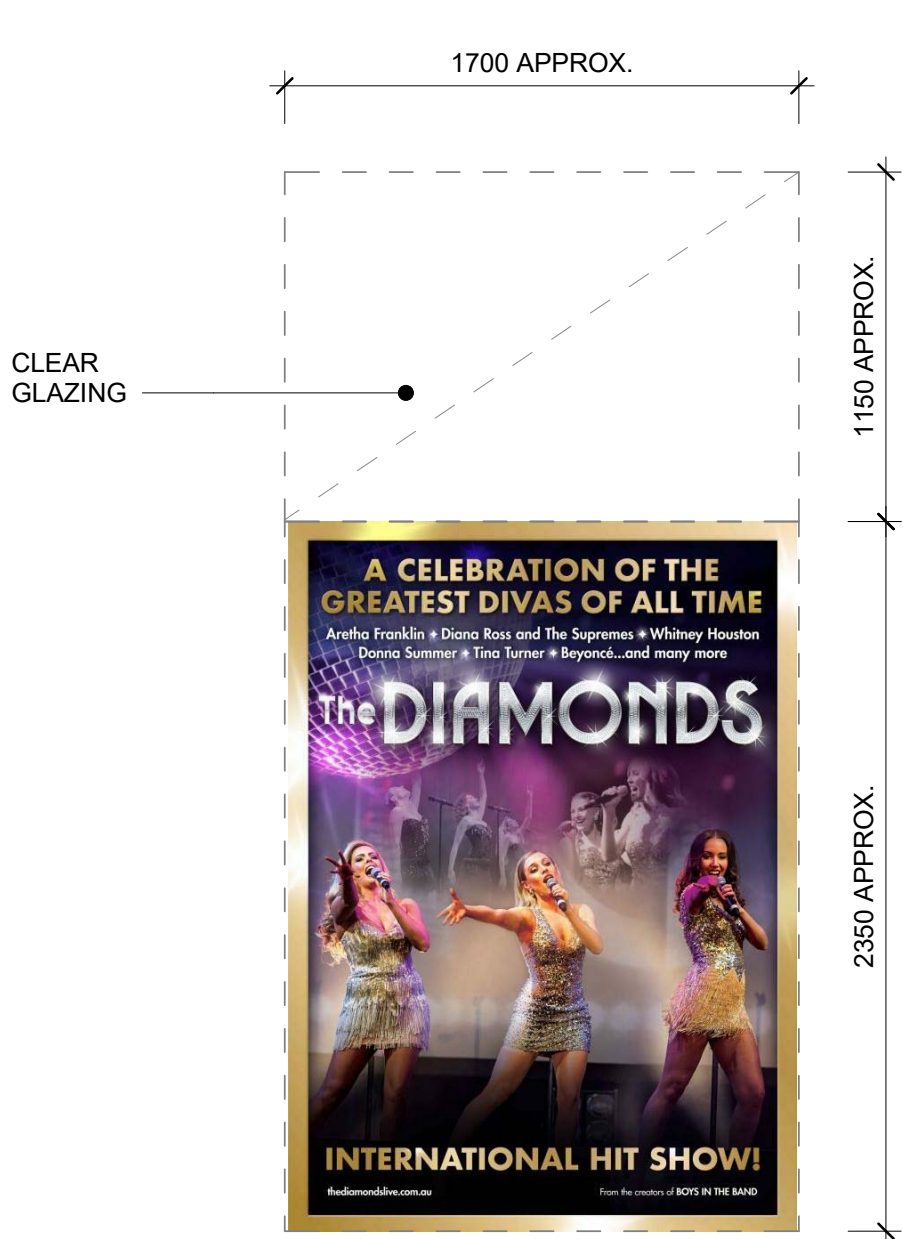
A.
KIOSK/ BOX OFFICE SIGNAGE
COMING SHOWS/ EVENTS
CONTENT VARIES/ DYNAMIC. ILLUMINATED AT NIGHT.
SIZE & EXCACT LOCATION TBA



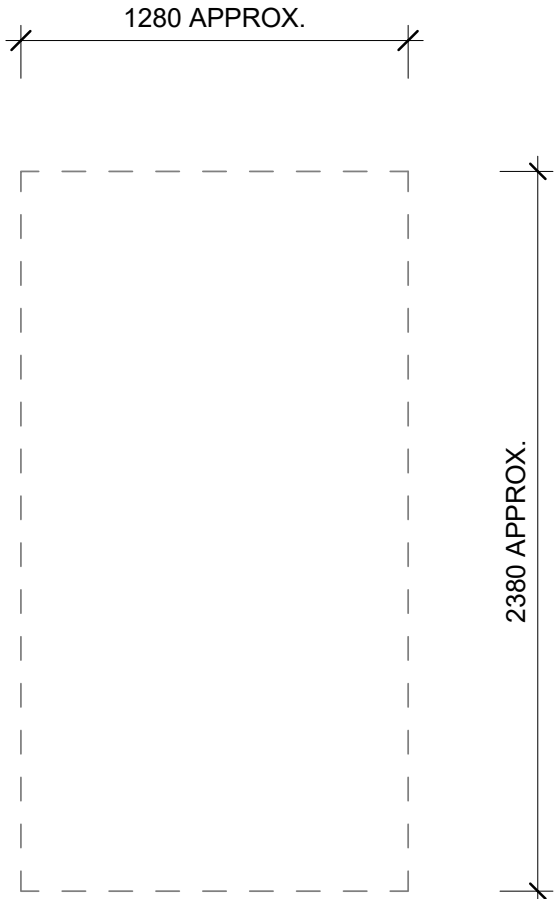
B.
'THE Q'
PERFORMING ARTS CENTRE SIGNAGE
QPRC SIGNAGE TO MASONRY BESIDE FOYER
SIZE & EXCACT LOCATION TBA



C.
QUEANBEYAN
CITY COUNCIL SIGNAGE
QPRC SIGNAGE TO MASONRY BESIDE FOYER
SIZE & EXCACT LOCATION TBA



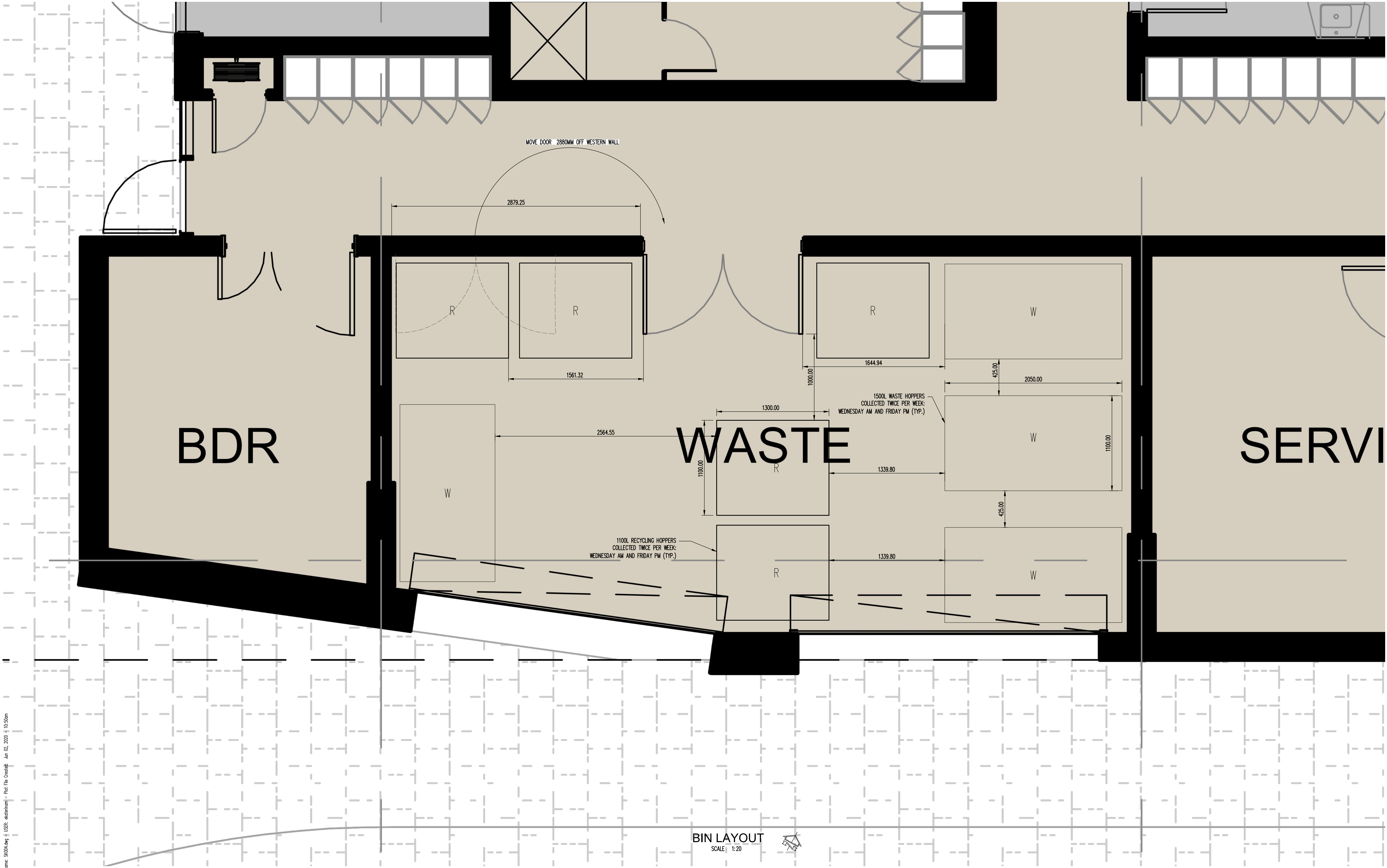
D.
POSTER DISPLAY/ VARIOUS
COMING SHOWS
POSTER/ SEMI/ TRANSPARENT FILM TO GLAZING
SIZE & EXCACT LOCATION TBA



F.
TENANT SIGNAGE
FOOD & BEVERAGE/ COMMERCIAL
TENANT SIGNAGE TO GLAZING.
SEMI/TRANSPARENT FILM ON GLASS
SIZE & EXCACT LOCATION TBA

E.
ADDRESSABLE LIGHTING
PROGRAMMABLE LED LIGHTING TO FACADE ELEMENTS
TO ALLOW COLOUR-CHANGING LIGHT DISPLAYS FOR
PUBLIC EVENTS AND OCCASIONS

FOR DA



Filename: SK004.dwg | User: eldierum | Plot File Created: Jun 02, 2020 - 10:50am

A1 0 1 2 3 4 5 6 7 8 9 10

B	FOR DEVELOPMENT APPLICATION			EM	02.06.20									
A	FOR REVIEW			KI	18.07.19									
Rev	Description	Eng	Draft	Date	Rev	Description	Eng	Draft	Date	Rev	Description	Eng	Draft	Date

Architect

Civil Engineer

TTW Taylor Thomson Whitting

Project

QPRC HEAD OFFICE

Sheet Subject

BIN LAYOUT

Scale : A1
1:20

Drawn
EM

Authorized

Job No
179094

Drawing No
SK004

Revision
B

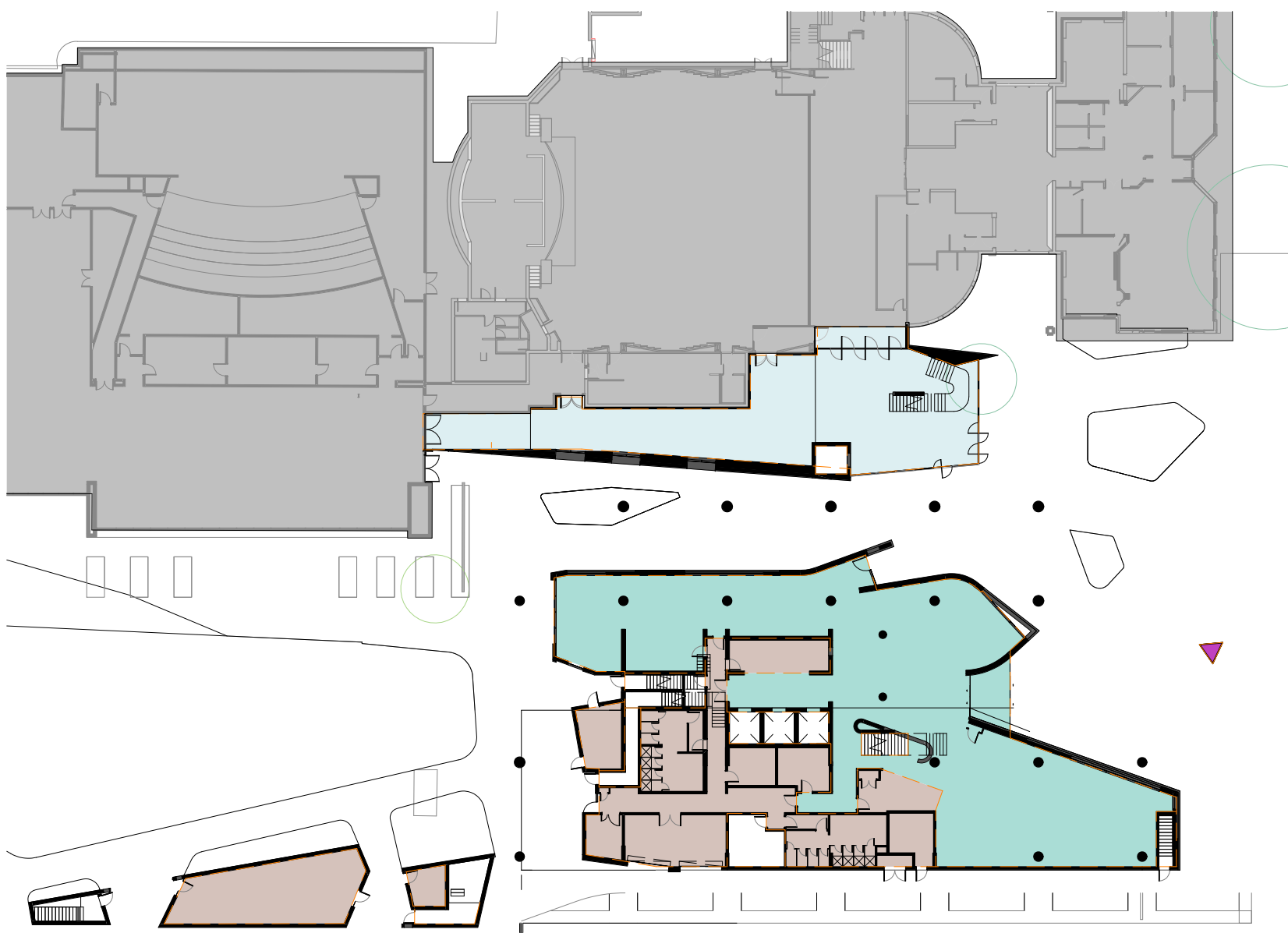
Plot File Created: Jun 02, 2020 - 10:50am

PRELIMINARY

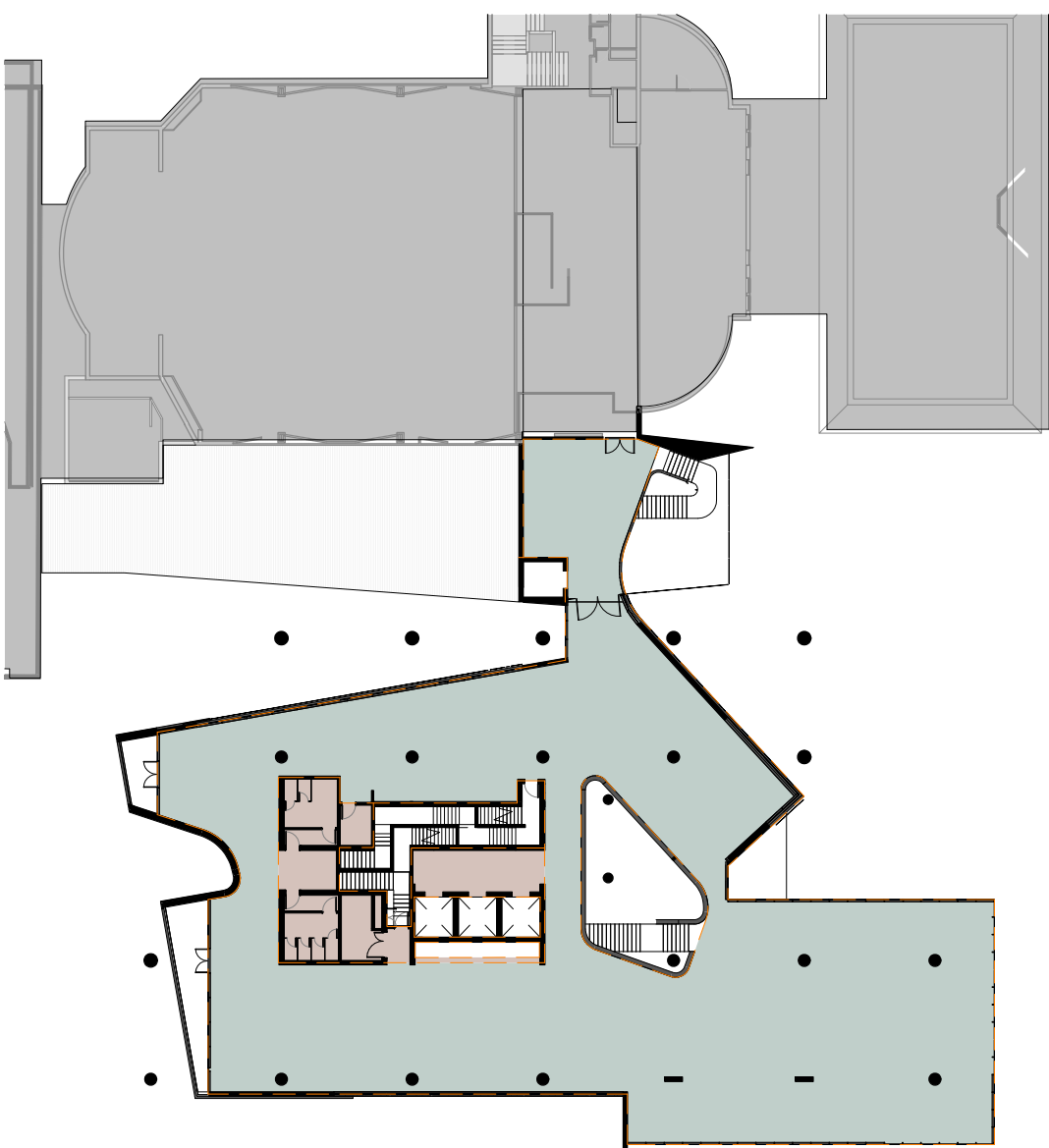
AREA SCHEDULE - GFA (SHAFTS, STAIR AND LIFT VOIDS, RISERS EXCLUDED)		
NAME	AREA	COMMENTS
GROUND - Q		
BICENTENNIAL EXTENSION	297 m²	
KIOSK	2 m²	
SERVICE	398 m²	
SHOPFRONT/ SMART HUB / LOBBY	605 m²	
	1302 m²	
NEW MEZZ - BICENTENNIAL		
COMMUNITY / CONFERENCE	1143 m²	
SERVICE	115 m²	
	1258 m²	
LEVEL 1		
OFFICE	1563 m²	
SERVICE	168 m²	
	1730 m²	
LEVEL 2		
OFFICE	1475 m²	
SERVICE	167 m²	
	1642 m²	
LEVEL 3		
OFFICE	653 m²	
SERVICE	151 m²	
	804 m²	
LEVEL 4		
OFFICE	653 m²	
SERVICE	150 m²	
	804 m²	
LEVEL 5		
OFFICE	653 m²	
SERVICE	151 m²	
	804 m²	
ROOF - UPPER		
SERVICE	122 m²	
	122 m²	
	8466 m²	

GFA LEGEND

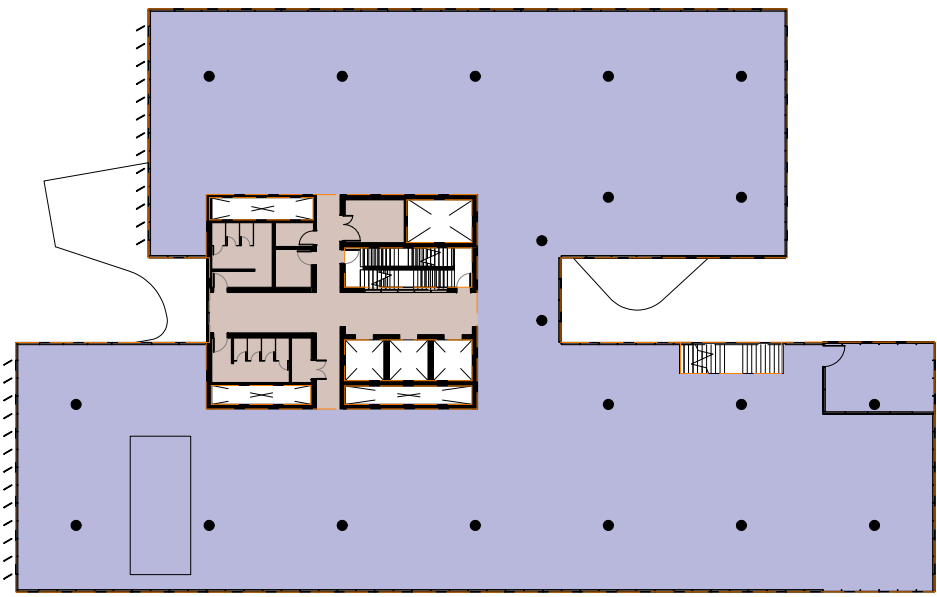
- BICENTENNIAL EXTENSION
- COMMUNITY / CONFERENCE
- CONFERENCE/ COUNCIL SUPPORT
- CORE
- GROUND
- KIOSK
- MEZZANINE
- OFFICE
- OFFICE/ CONFERENCE/ COUNCIL SUPPORT
- ROOF GARDEN
- SERVICE
- SHOPFRONT/ SMART HUB / LOBBY



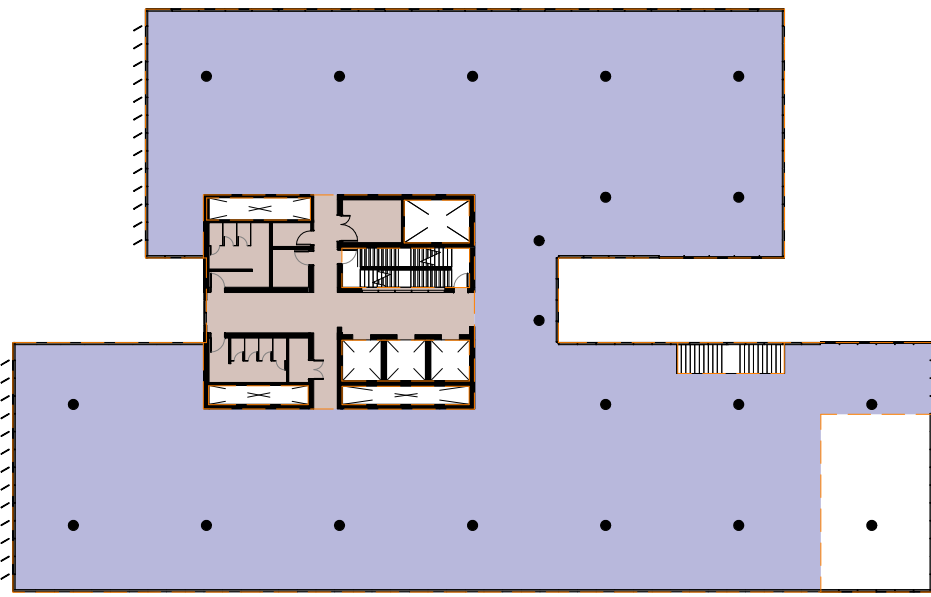
GROUND



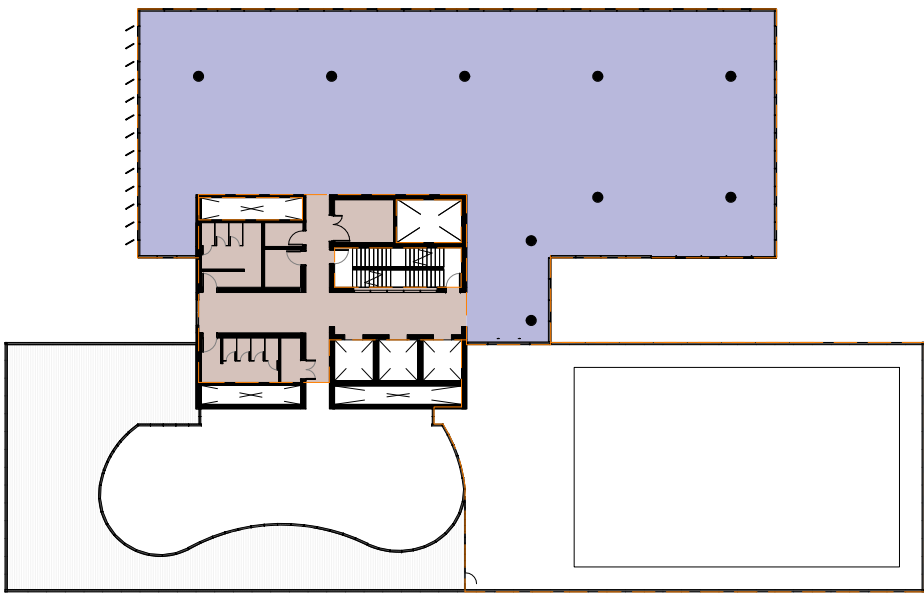
MEZZANINE



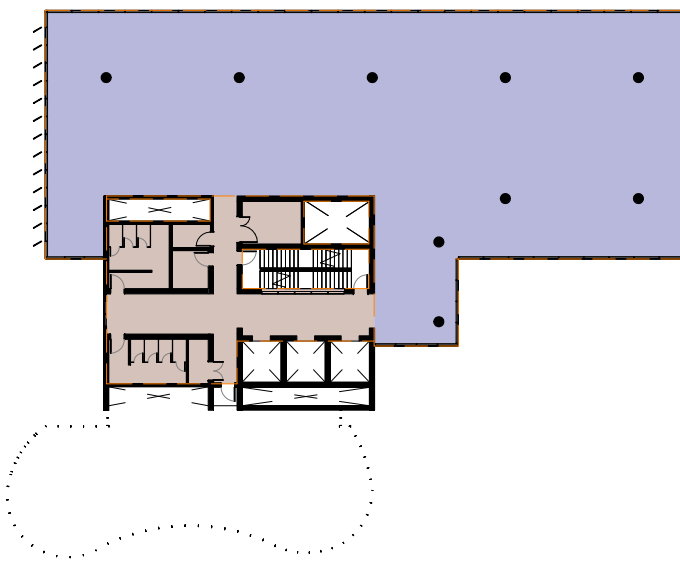
LEVEL 1



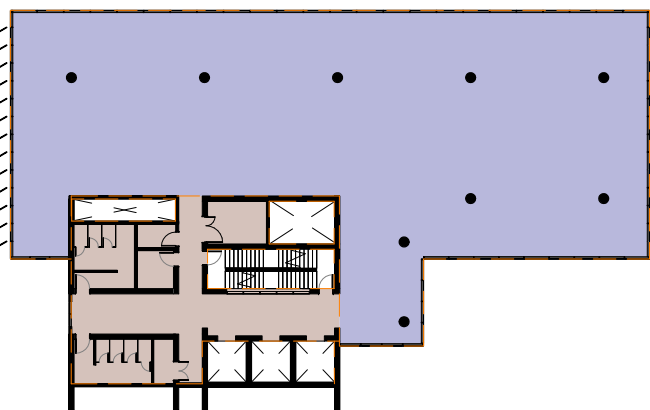
LEVEL 2



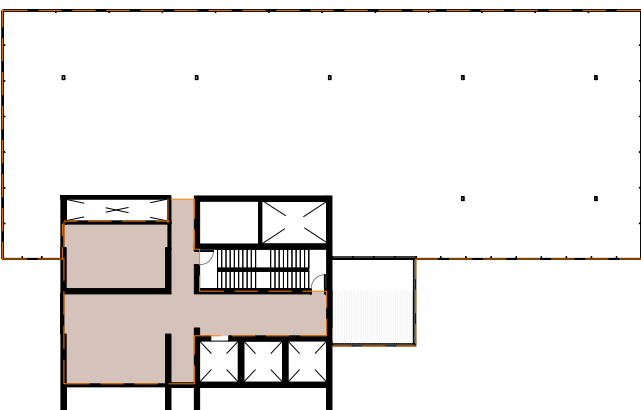
LEVEL 3



LEVEL 4



LEVEL 5



ROOF - UPPER

FOR DA

Project Name

QCCP

Drawing Number

DA-90-01

Drawing Title

GFA SCHEDULES

Date
16.06.20

Revision
7

Rev Description

1 DRAFT DA ISSUE
2 DA ISSUE
3 FSP UPDATES
4 DA ISSUE
5 DA ISSUE
6 DA ISSUE
7 UPDATE FOR GFA

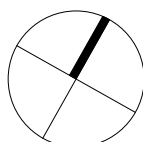
By

ZT 02.08.19
VJ 16.08.019
ZT 17.09.19
GOC 08.10.19
ZT 28.11.19
ZT 10.12.19
GO 16.06.20

Date

02.08.19
16.08.019
17.09.19
08.10.19
28.11.19
10.12.19
16.06.20

0 5 10 25 50



1 : 500 @ A1

© Cox Architecture PTY LTD
1/19 Eastlake Parade
Kingston ACT 2604 Australia
T + 612 6239 6255
www.coxarchitecture.com.au

COX